SANDVIK Coromant

2023.1

Supplement



General turning A

Parting and Grooving B

Milling C

Tapping D

Rotating tool adaptors E

General information F

ENG

General turning

CoroTurn® Prime

Cutting unit 5

CoroTurn® 107

Inserts 3
Head for turning 7

T-Max® P

Inserts 4

CoroPlex® YT

Multifunctional tool 6

For complete assortment, see www.sandvik.coromant.com

ENG

CoroTurn® 107 insert for turning

C-style insert (Rhombic 80°)

Advanced cutting materials



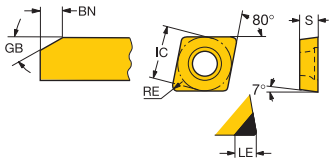

	IC	LE	S	RE	GB	BN	ISO CODE	H 7105	H 7115	H 7125
Finishing	06	1/4	2.6	2.38	0.4	20°	0.15	CCGW060204S01520FWG	☆	★	
			.101	.094	.016	20°	.006			
			2.5	2.38	0.8	20°	0.15	CCGW060208S01520FWG	★		
			.097	.094	.031	20°	.006			
	09	3/8	2.6	3.97	0.4	20°	0.15	CCGW09T304S01520FWG	☆	☆	★
			.101	.156	.016	20°	.006			
			2.5	3.97	0.8	20°	0.15	CCGW09T308S01520FWG	☆	☆	★
			.097	.156	.031	20°	.006			

T-Max® P insert for turning

C-style insert (Rhombic 80°)

Advanced cutting materials



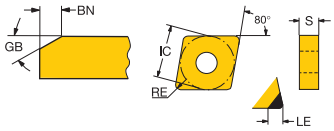

		IC	LE	S	RE	GB	BN	ISO CODE	H 7125
Finishing	12	1/2	2.8	4.76	1.2	20°	0.15	CNGA120412S01520HWG	★
			.112	.188	.047	20°	.006		

ENG

CoroTurn® Prime for Y-axis turning

Screw clamp design

Coromant Capto® - Internal coolant supply

PSIR -22.5°

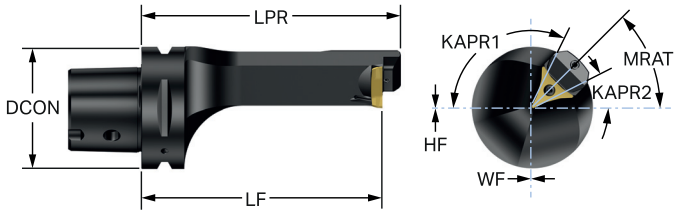

SSC	CZC_{MS}	LU	KAPR_1	KAPR_2	CNSC	Ordering code	Dimensions, mm, inch $DCON_{MS}$	LPR	LF	WF	BAR PSI	NM	KG	MIID
CP-A	C6	75.0	117.5°	27.5°	3	**C6-CP-A00125-11CY**	63	134.6	125.0	0.0	150	4.0	1.28	CP-A1108
		2.953					*2.480*	*5.299*	*4.921*	*.000*	*2175*			

CoroPlex® YT multifunctional tool for Y-axis turning

Screw clamp design

Coromant Capto® - Internal coolant supply

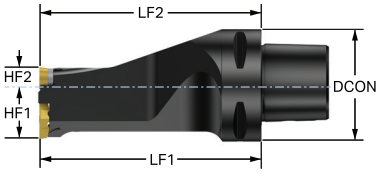

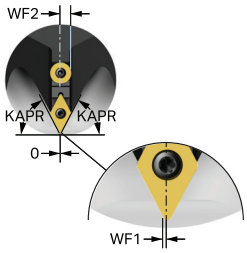

CZC$_{MS}$	KAPR	CNSC	Ordering code	Dimensions, mm, inch DCON$_{MS}$	LF$_1$	LF$_2$	HF$_1$	HF$_2$	BAR PSI	NM	KG	MIID$_1$	MIID$_2$
C6	62.5°	3	C6-T-SR12XTRD13125BY	63	125.0	125.0	30.0	10.0	150	3.0	1.38	TR-DC1308	RCMT 12 04 MP
				2.480	*4.921*	*4.921*	*1.181*	*.394*	*2175*				

ENG

CoroTurn® 107 head for turning

Screw clamp design

CoroTurn® SL - Internal coolant supply

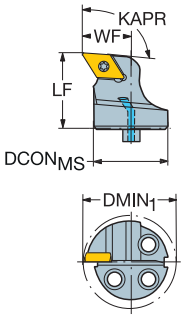

DCMT, DCMX
DCGT, DCGX, DCET

DCMW

									Dimensions, mm, inch						
		IC	CZC_{MS}	KAPR	$DMIN_1$	RMPX	CNSC	**Ordering code**	$DCON_{MS}$	LF	WF	BAR PSI	NM	KG	MIID
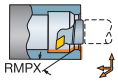	07	1/4	20	91.0°	27.0	32°	8	**570-SDTCR/L-20-07-16.5**	20	20.0	16.5	40	0.9	0.03	DCMT 07 02 04
					1.063				.787	.787	.650	580			
	11	3/8	20	91.0°	27.0	32°	8	**570-SDTCR/L-20-11-16.5**	20	20.0	16.5	40	3.0	0.03	DCMT 11 T3 04
					1.063				.787	.787	.650	580			

RMPX

R = Right hand, L = Left hand

Parting and grooving

CoroCut® 2

CoroCut® 2 cutting unit for face grooving	9-11
CoroCut® 2 QS shank tool for face grooving	13-16

For complete assortment, see www.sandvik.coromant.com

ENG

CoroCut® 2 cutting unit for face grooving

Screw clamp design

Precision coolant supply

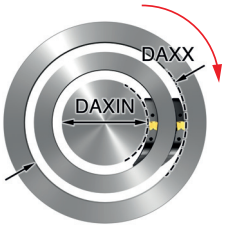

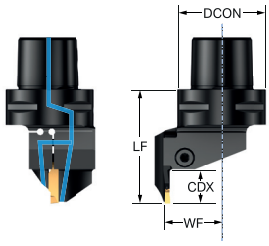

B curve

	SSC	CZC_{MS}	CDX	DAXIN	DAXX	CNSC	Ordering code	Dimensions, mm, inch $DCON_{MS}$	LF	WF	OAH	BAR PSI	NM	KG	MIID
	H	C4	18.0	64.0	100.0	3	C2A-CC4-LFH18B-064CB	40	65.0	27.0	41.0	150	4.5	0.44	C2I-H2N-0400-
			.709	2.520	3.937			1.575	2.559	1.063	1.614	2175			
		C4	18.0	92.0	140.0	3	C2A-CC4-LFH18B-092CB	40	65.0	27.0	41.0	150	4.5	0.44	C2I-H2N-0400-
			.709	3.622	5.512			1.575	2.559	1.063	1.614	2175			
		C4	18.0	132.0	230.0	3	C2A-CC4-LFH18B-132CB	40	65.0	27.0	41.0	150	4.5	0.44	C2I-H2N-0400-
			.709	5.197	9.055			1.575	2.559	1.063	1.614	2175			
		C5	18.0	64.0	100.0	3	C2A-CC5-LFH18B-064CB	50	65.0	33.0	51.0	150	4.5	0.69	C2I-H2N-0400-
			.709	2.520	3.937			1.969	2.559	1.299	2.007	2175			
		C5	18.0	92.0	140.0	3	C2A-CC5-LFH18B-092CB	50	65.0	33.0	51.0	150	4.5	0.69	C2I-H2N-0400-
			.709	3.622	5.512			1.969	2.559	1.299	2.007	2175			
		C5	18.0	132.0	230.0	3	C2A-CC5-LFH18B-132CB	50	65.0	33.0	51.0	150	4.5	0.68	C2I-H2N-0400-
			.709	5.197	9.055			1.969	2.559	1.299	2.007	2175			
		C5	18.0	220.0	500.0	3	C2A-CC5-LFH18B-220CB	50	65.0	33.0	51.0	150	4.5	0.68	C2I-H2N-0400-
			.709	8.661	19.685			1.969	2.559	1.299	2.007	2175			
		C5	18.0	300.0	2000.0	3	C2A-CC5-LFH18B-300CB	50	65.0	33.0	51.0	150	4.5	0.68	C2I-H2N-0400-
			.709	11.811	78.740			1.969	2.559	1.299	2.007	2175			
		C6	18.0	64.0	100.0	3	C2A-CC6-LFH18B-064CB	63	70.0	39.0	64.5	150	4.5	1.19	C2I-H2N-0400-
			.709	2.520	3.937			2.480	2.756	1.535	2.539	2175			
		C6	18.0	92.0	140.0	3	C2A-CC6-LFH18B-092CB	63	70.0	39.0	64.5	150	4.5	1.19	C2I-H2N-0400-
			.709	3.622	5.512			2.480	2.756	1.535	2.539	2175			
		C6	18.0	132.0	230.0	3	C2A-CC6-LFH18B-132CB	63	70.0	39.0	64.5	150	4.5	1.18	C2I-H2N-0400-
			.709	5.197	9.055			2.480	2.756	1.535	2.539	2175			
		C6	18.0	220.0	500.0	3	C2A-CC6-LFH18B-220CB	63	70.0	39.0	64.5	150	4.5	1.18	C2I-H2N-0400-
			.709	8.661	19.685			2.480	2.756	1.535	2.539	2175			
		C6	18.0	300.0	2000.0	3	C2A-CC6-LFH18B-300CB	63	70.0	39.0	64.5	150	4.5	1.18	C2I-H2N-0400-
			.709	11.811	78.740			2.480	2.756	1.535	2.539	2175			
	J	C4	18.0	40.0	70.0	3	C2A-CC4-LFJ18B-040CB	40	65.0	27.0	41.0	150	4.5	0.45	C2I-J2N-0500-
			.709	1.575	2.756			1.575	2.559	1.063	1.614	2175			
		C4	18.0	60.0	95.0	3	C2A-CC4-LFJ18B-060CB	40	65.0	27.0	41.0	150	4.5	0.45	C2I-J2N-0500-
			.709	2.362	3.740			1.575	2.559	1.063	1.614	2175			
		C4	18.0	85.0	130.0	3	C2A-CC4-LFJ18B-085CB	40	65.0	27.0	41.0	150	4.5	0.44	C2I-J2N-0500-
			.709	3.346	5.118			1.575	2.559	1.063	1.614	2175			
		C4	18.0	120.0	180.0	3	C2A-CC4-LFJ18B-120CB	40	65.0	27.0	41.0	150	4.5	0.44	C2I-J2N-0500-
			.709	4.724	7.087			1.575	2.559	1.063	1.614	2175			
		C5	18.0	40.0	70.0	3	C2A-CC5-LFJ18B-040CB	50	65.0	33.0	51.0	150	4.5	0.70	C2I-J2N-0500-
			.709	1.575	2.756			1.969	2.559	1.299	2.007	2175			
		C5	18.0	60.0	95.0	3	C2A-CC5-LFJ18B-060CB	50	65.0	33.0	51.0	150	4.5	0.69	C2I-J2N-0500-
			.709	2.362	3.740			1.969	2.559	1.299	2.007	2175			
		C5	18.0	85.0	130.0	3	C2A-CC5-LFJ18B-085CB	50	65.0	33.0	51.0	150	4.5	0.69	C2I-J2N-0500-
			.709	3.346	5.118			1.969	2.559	1.299	2.007	2175			
		C5	18.0	175.0	500.0	3	C2A-CC5-LFJ18B-175CB	50	65.0	33.0	51.0	150	4.5	0.68	C2I-J2N-0500-
			.709	6.890	19.685			1.969	2.559	1.299	2.007	2175			
		C6	18.0	40.0	70.0	3	C2A-CC6-LFJ18B-040CB	63	70.0	39.0	64.5	150	4.5	1.20	C2I-J2N-0500-
			.709	1.575	2.756			2.480	2.756	1.535	2.539	2175			
		C6	18.0	60.0	95.0	3	C2A-CC6-LFJ18B-060CB	63	70.0	39.0	64.5	150	4.5	1.20	C2I-J2N-0500-
			.709	2.362	3.740			2.480	2.756	1.535	2.539	2175			
		C6	18.0	85.0	130.0	3	C2A-CC6-LFJ18B-085CB	63	70.0	39.0	64.5	150	4.5	1.20	C2I-J2N-0500-
			.709	3.346	5.118			2.480	2.756	1.535	2.539	2175			
		C6	18.0	120.0	180.0	3	C2A-CC6-LFJ18B-120CB	63	70.0	39.0	64.5	150	4.5	1.19	C2I-J2N-0500-
			.709	4.724	7.087			2.480	2.756	1.535	2.539	2175			
		C6	18.0	175.0	500.0	3	C2A-CC6-LFJ18B-175CB	63	70.0	39.0	64.5	150	4.5	1.18	C2I-J2N-0500-
			.709	6.890	19.685			2.480	2.756	1.535	2.539	2175			

CoroCut® 2 cutting unit for face grooving

Screw clamp design

Precision coolant supply

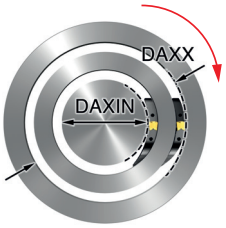

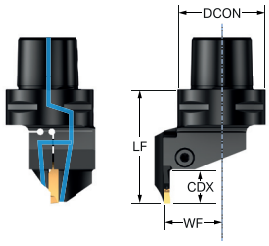

B curve

	SSC	CZC_{MS}	CDX	DAXIN	DAXX	CNSC	Ordering code	Dimensions, mm, inch $DCON_{MS}$	LF	WF	OAH	BAR PSI	NM	KG	MIID
	K	C5	18.0	40.0	70.0	3	C2A-CC5-LFK18B-040CB	50	65.0	33.0	51.0	150	4.5	0.70	C2I-K2N-0600-
			.709	1.575	2.756			1.969	2.559	1.299	2.007	2175			
		C5	18.0	58.0	100.0	3	C2A-CC5-LFK18B-058CB	50	65.0	33.0	51.0	150	4.5	0.70	C2I-K2N-0600-
			.709	2.283	3.937			1.969	2.559	1.299	2.007	2175			
		C5	18.0	88.0	180.0	3	C2A-CC5-LFK18B-088CB	50	65.0	33.0	51.0	150	4.5	0.69	C2I-K2N-0600-
			.709	3.465	7.087			1.969	2.559	1.299	2.007	2175			
		C5	18.0	168.0	400.0	3	C2A-CC5-LFK18B-168CB	50	65.0	33.0	51.0	150	4.5	0.69	C2I-K2N-0600-
			.709	6.614	15.748			1.969	2.559	1.299	2.007	2175			
		C5	18.0	220.0	1000.0	3	C2A-CC5-LFK18B-220CB	50	65.0	33.0	51.0	150	4.5	0.69	C2I-K2N-0600-
			.709	8.661	39.370			1.969	2.559	1.299	2.007	2175			
		C6	18.0	58.0	100.0	3	C2A-CC6-LFK18B-058CB	63	70.0	39.0	64.5	150	4.5	1.21	C2I-K2N-0600-
			.709	2.283	3.937			2.480	2.756	1.535	2.539	2175			
		C6	18.0	88.0	180.0	3	C2A-CC6-LFK18B-088CB	63	70.0	39.0	64.5	150	4.5	1.19	C2I-K2N-0600-
			.709	3.465	7.087			2.480	2.756	1.535	2.539	2175			
		C6	18.0	168.0	400.0	3	C2A-CC6-LFK18B-168CB	63	70.0	39.0	64.5	150	4.5	1.19	C2I-K2N-0600-
			.709	6.614	15.748			2.480	2.756	1.535	2.539	2175			
		C6	18.0	220.0	1000.0	3	C2A-CC6-LFK18B-220CB	63	70.0	39.0	64.5	150	4.5	1.19	C2I-K2N-0600-
			.709	8.661	39.370			2.480	2.756	1.535	2.539	2175			
	L	C6	23.0	75.0	150.0	3	C2A-CC6-LFL23B-075CB	63	75.0	39.0	66.5	150	6.5	1.21	C2I-L2N-0800-
			.906	2.953	5.906			2.480	2.953	1.535	2.618	2175			
		C6	23.0	140.0	400.0	3	C2A-CC6-LFL23B-140CB	63	75.0	39.0	66.5	150	6.5	1.19	C2I-L2N-0800-
			.906	5.512	15.748			2.480	2.953	1.535	2.618	2175			

ENG

CoroCut® 2 cutting unit for face grooving

Screw clamp design

Precision coolant supply

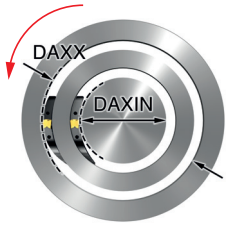

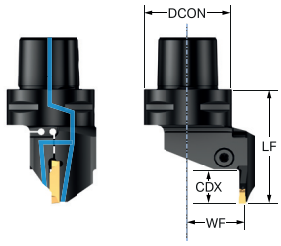

B curve

	SSC	CZC_{MS}	CDX	DAXIN	DAXX	CNSC	Ordering code	Dimensions, mm, inch $DCON_{MS}$	LF	WF	OAH	BAR PSI	NM	KG	MIID
	H	C4	18.0	64.0	100.0	3	C2A-CC4-RFH18B-064CB	40	65.0	27.0	41.0	150	4.5	0.44	C2I-H2N-0400-
			.709	2.520	3.937			1.575	2.559	1.063	1.614	2175			
		C4	18.0	92.0	140.0	3	C2A-CC4-RFH18B-092CB	40	65.0	27.0	41.0	150	4.5	0.44	C2I-H2N-0400-
			.709	3.622	5.512			1.575	2.559	1.063	1.614	2175			
		C4	18.0	132.0	230.0	3	C2A-CC4-RFH18B-132CB	40	65.0	27.0	41.0	150	4.5	0.44	C2I-H2N-0400-
			.709	5.197	9.055			1.575	2.559	1.063	1.614	2175			
		C5	18.0	64.0	100.0	3	C2A-CC5-RFH18B-064CB	50	65.0	33.0	51.0	150	4.5	0.69	C2I-H2N-0400-
			.709	2.520	3.937			1.969	2.559	1.299	2.007	2175			
		C5	18.0	92.0	140.0	3	C2A-CC5-RFH18B-092CB	50	65.0	33.0	51.0	150	4.5	0.69	C2I-H2N-0400-
			.709	3.622	5.512			1.969	2.559	1.299	2.007	2175			
		C5	18.0	132.0	230.0	3	C2A-CC5-RFH18B-132CB	50	65.0	33.0	51.0	150	4.5	0.68	C2I-H2N-0400-
			.709	5.197	9.055			1.969	2.559	1.299	2.007	2175			
		C5	18.0	220.0	500.0	3	C2A-CC5-RFH18B-220CB	50	65.0	33.0	51.0	150	4.5	0.68	C2I-H2N-0400-
			.709	8.661	19.685			1.969	2.559	1.299	2.007	2175			
		C5	18.0	300.0	2000.0	3	C2A-CC5-RFH18B-300CB	50	65.0	33.0	51.0	150	4.5	0.68	C2I-H2N-0400-
			.709	11.811	78.740			1.969	2.559	1.299	2.007	2175			
		C6	18.0	64.0	100.0	3	C2A-CC6-RFH18B-064CB	63	70.0	39.0	64.5	150	4.5	1.19	C2I-H2N-0400-
			.709	2.520	3.937			2.480	2.756	1.535	2.539	2175			
		C6	18.0	92.0	140.0	3	C2A-CC6-RFH18B-092CB	63	70.0	39.0	64.5	150	4.5	1.19	C2I-H2N-0400-
			.709	3.622	5.512			2.480	2.756	1.535	2.539	2175			
		C6	18.0	132.0	230.0	3	C2A-CC6-RFH18B-132CB	63	70.0	39.0	64.5	150	4.5	1.18	C2I-H2N-0400-
			.709	5.197	9.055			2.480	2.756	1.535	2.539	2175			
		C6	18.0	220.0	500.0	3	C2A-CC6-RFH18B-220CB	63	70.0	39.0	64.5	150	4.5	1.18	C2I-H2N-0400-
			.709	8.661	19.685			2.480	2.756	1.535	2.539	2175			
		C6	18.0	300.0	2000.0	3	C2A-CC6-RFH18B-300CB	63	70.0	39.0	64.5	150	4.5	1.18	C2I-H2N-0400-
			.709	11.811	78.740			2.480	2.756	1.535	2.539	2175			
	J	C4	18.0	40.0	70.0	3	C2A-CC4-RFJ18B-040CB	40	65.0	27.0	41.0	150	4.5	0.45	C2I-J2N-0500-
			.709	1.575	2.756			1.575	2.559	1.063	1.614	2175			
		C4	18.0	60.0	95.0	3	C2A-CC4-RFJ18B-060CB	40	65.0	27.0	41.0	150	4.5	0.45	C2I-J2N-0500-
			.709	2.362	3.740			1.575	2.559	1.063	1.614	2175			
		C4	18.0	85.0	130.0	3	C2A-CC4-RFJ18B-085CB	40	65.0	27.0	41.0	150	4.5	0.44	C2I-J2N-0500-
			.709	3.346	5.118			1.575	2.559	1.063	1.614	2175			
		C4	18.0	120.0	180.0	3	C2A-CC4-RFJ18B-120CB	40	65.0	27.0	41.0	150	4.5	0.44	C2I-J2N-0500-
			.709	4.724	7.087			1.575	2.559	1.063	1.614	2175			
		C5	18.0	40.0	70.0	3	C2A-CC5-RFJ18B-040CB	50	65.0	33.0	51.0	150	4.5	0.70	C2I-J2N-0500-
			.709	1.575	2.756			1.969	2.559	1.299	2.007	2175			
		C5	18.0	60.0	95.0	3	C2A-CC5-RFJ18B-060CB	50	65.0	33.0	51.0	150	4.5	0.69	C2I-J2N-0500-
			.709	2.362	3.740			1.969	2.559	1.299	2.007	2175			
		C5	18.0	85.0	130.0	3	C2A-CC5-RFJ18B-085CB	50	65.0	33.0	51.0	150	4.5	0.69	C2I-J2N-0500-
			.709	3.346	5.118			1.969	2.559	1.299	2.007	2175			
		C5	18.0	120.0	180.0	3	C2A-CC5-RFJ18B-120CB	50	65.0	33.0	51.0	150	4.5	0.69	C2I-J2N-0500-
			.709	4.724	7.087			1.969	2.559	1.299	2.007	2175			
		C5	18.0	175.0	500.0	3	C2A-CC5-RFJ18B-175CB	50	65.0	33.0	51.0	150	4.5	0.68	C2I-J2N-0500-
			.709	6.890	19.685			1.969	2.559	1.299	2.007	2175			
		C6	18.0	40.0	70.0	3	C2A-CC6-RFJ18B-040CB	63	70.0	39.0	64.5	150	4.5	1.20	C2I-J2N-0500-
			.709	1.575	2.756			2.480	2.756	1.535	2.539	2175			
		C6	18.0	60.0	95.0	3	C2A-CC6-RFJ18B-060CB	63	70.0	39.0	64.5	150	4.5	1.20	C2I-J2N-0500-
			.709	2.362	3.740			2.480	2.756	1.535	2.539	2175			
		C6	18.0	85.0	95.0	3	C2A-CC6-RFJ18B-085CB	63	70.0	39.0	64.5	150	4.5	1.21	C2I-J2N-0500-
			.709	3.346	3.740			2.480	2.756	1.535	2.539	2175			
		C6	18.0	120.0	180.0	3	C2A-CC6-RFJ18B-120CB	63	70.0	39.0	64.5	150	4.5	1.19	C2I-J2N-0500-
			.709	4.724	7.087			2.480	2.756	1.535	2.539	2175			
		C6	18.0	175.0	500.0	3	C2A-CC6-RFJ18B-175CB	63	70.0	39.0	64.5	150	4.5	1.18	C2I-J2N-0500-
			.709	6.890	19.685			2.480	2.756	1.535	2.539	2175			

CoroCut® 2 cutting unit for face grooving

Screw clamp design

Precision coolant supply

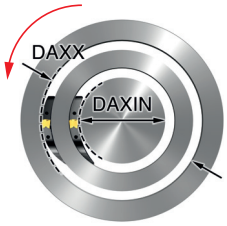

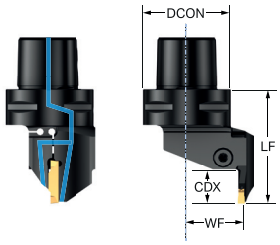

B curve

	SSC	CZC$_{MS}$	CDX	DAXIN	DAXX	CNSC	Ordering code	Dimensions, mm, inch DCON$_{MS}$	LF	WF	OAH	BAR PSI	NM	KG	MIID
	K	C5	18.0	40.0	70.0	3	C2A-CC5-RFK18B-040CB	50	65.0	33.0	51.0	150	4.5	0.70	C2I-K2N-0600-
			.709	1.575	2.756			1.969	2.559	1.299	2.007	2175			
		C5	18.0	58.0	100.0	3	C2A-CC5-RFK18B-058CB	50	65.0	33.0	51.0	150	4.5	0.70	C2I-K2N-0600-
			.709	2.283	3.937			1.969	2.559	1.299	2.007	2175			
		C5	18.0	88.0	180.0	3	C2A-CC5-RFK18B-088CB	50	65.0	33.0	51.0	150	4.5	0.69	C2I-K2N-0600-
			.709	3.465	7.087			1.969	2.559	1.299	2.007	2175			
		C5	18.0	168.0	400.0	3	C2A-CC5-RFK18B-168CB	50	65.0	33.0	51.0	150	4.5	0.69	C2I-K2N-0600-
			.709	6.614	15.748			1.969	2.559	1.299	2.007	2175			
		C5	18.0	220.0	1000.0	3	C2A-CC5-RFK18B-220CB	50	65.0	33.0	51.0	150	4.5	0.69	C2I-K2N-0600-
			.709	8.661	39.370			1.969	2.559	1.299	2.007	2175			
		C6	18.0	58.0	100.0	3	C2A-CC6-RFK18B-058CB	63	70.0	39.0	64.5	150	4.5	1.21	C2I-K2N-0600-
			.709	2.283	3.937			2.480	2.756	1.535	2.539	2175			
		C6	18.0	88.0	180.0	3	C2A-CC6-RFK18B-088CB	63	70.0	39.0	64.5	150	4.5	1.19	C2I-K2N-0600-
			.709	3.465	7.087			2.480	2.756	1.535	2.539	2175			
		C6	18.0	168.0	400.0	3	C2A-CC6-RFK18B-168CB	63	70.0	39.0	64.5	150	4.5	1.19	C2I-K2N-0600-
			.709	6.614	15.748			2.480	2.756	1.535	2.539	2175			
		C6	18.0	220.0	1000.0	3	C2A-CC6-RFK18B-220CB	63	70.0	39.0	64.5	150	4.5	1.19	C2I-K2N-0600-
			.709	8.661	39.370			2.480	2.756	1.535	2.539	2175			
	L	C6	23.0	50.0	80.0	3	C2A-CC6-RFL23B-050CB	63	75.0	39.0	66.5	150	6.5	1.22	C2I-L2N-0800-
			.906	1.969	3.150			2.480	2.953	1.535	2.618	2175			
		C6	23.0	75.0	150.0	3	C2A-CC6-RFL23B-075CB	63	75.0	39.0	66.5	150	6.5	1.21	C2I-L2N-0800-
			.906	2.953	5.906			2.480	2.953	1.535	2.618	2175			
		C6	23.0	140.0	400.0	3	C2A-CC6-RFL23B-140CB	63	75.0	39.0	66.5	150	6.5	1.19	C2I-L2N-0800-
			.906	5.512	15.748			2.480	2.953	1.535	2.618	2175			

ENG

CoroCut® 2 QS shank tool for face grooving

Screw clamp design

Precision coolant supply



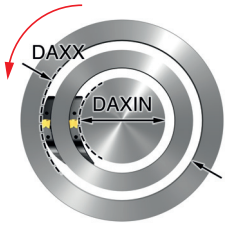

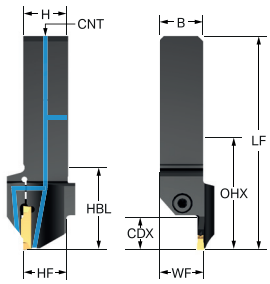

Metric version

	SSC	CZC_{MS}	CDX	DAXIN	DAXX	OHX	CNSC	Ordering code	Dimensions, mm B	H	HBL	LF	WF	CNT	BAR	NM	KG	MIID
	H	20 x 20	18.0	40.0	60.0	55.6	3	C2A-QS20-RFH18B-040CB	20.0	20.0	38.1	107.1	20.5	G 1/8-28	150	4.5	0.28	C2I-H2N-0400-
		20 x 20	18.0	52.0	72.0	55.6	3	C2A-QS20-RFH18B-052CB	20.0	20.0	38.1	107.1	20.5	G 1/8-28	150	4.5	0.28	C2I-H2N-0400-
		20 x 20	18.0	64.0	100.0	55.6	3	C2A-QS20-RFH18B-064CB	20.0	20.0	38.1	107.1	20.5	G 1/8-28	150	4.5	0.28	C2I-H2N-0400-
		20 x 20	18.0	92.0	140.0	55.6	3	C2A-QS20-RFH18B-092CB	20.0	20.0	38.1	107.1	20.5	G 1/8-28	150	4.5	0.28	C2I-H2N-0400-
		20 x 20	18.0	132.0	230.0	55.6	3	C2A-QS20-RFH18B-132CB	20.0	20.0	38.1	107.1	20.5	G 1/8-28	150	4.5	0.27	C2I-H2N-0400-
		25 x 25	18.0	64.0	100.0	63.6	3	C2A-QS25-RFH18B-064CB	25.0	25.0	38.1	122.1	25.5	G 1/8-28	150	4.5	0.50	C2I-H2N-0400-
		25 x 25	18.0	92.0	140.0	63.6	3	C2A-QS25-RFH18B-092CB	25.0	25.0	38.1	122.1	25.5	G 1/8-28	150	4.5	0.50	C2I-H2N-0400-
		25 x 25	18.0	132.0	230.0	63.6	3	C2A-QS25-RFH18B-132CB	25.0	25.0	38.1	122.1	25.5	G 1/8-28	150	4.5	0.49	C2I-H2N-0400-
		25 x 25	18.0	220.0	500.0	63.6	3	C2A-QS25-RFH18B-220CB	25.0	25.0	38.1	122.1	25.5	G 1/8-28	150	4.5	0.49	C2I-H2N-0400-
		25 x 25	18.0	300.0	800.0	63.6	3	C2A-QS25-RFH18B-300CB	25.0	25.0	38.1	122.1	25.5	G 1/8-28	150	4.5	0.49	C2I-H2N-0400-
	J	25 x 25	18.0	40.0	70.0	63.6	3	C2A-QS25-RFJ18B-040CB	25.0	25.0	38.1	122.1	25.5	G 1/8-28	150	4.5	0.51	C2I-J2N-0500-
		25 x 25	18.0	60.0	95.0	63.6	3	C2A-QS25-RFJ18B-060CB	25.0	25.0	38.1	122.1	25.5	G 1/8-28	150	4.5	0.51	C2I-J2N-0500-
		25 x 25	18.0	85.0	130.0	63.6	3	C2A-QS25-RFJ18B-085CB	25.0	25.0	38.1	122.1	25.5	G 1/8-28	150	4.5	0.50	C2I-J2N-0500-
		25 x 25	18.0	120.0	180.0	63.6	3	C2A-QS25-RFJ18B-120CB	25.0	25.0	38.1	122.1	25.5	G 1/8-28	150	4.5	0.50	C2I-J2N-0500-
		25 x 25	18.0	175.0	500.0	63.6	3	C2A-QS25-RFJ18B-175CB	25.0	25.0	38.1	122.1	25.5	G 1/8-28	150	4.5	0.49	C2I-J2N-0500-
	K	25 x 25	18.0	40.0	70.0	63.6	3	C2A-QS25-RFK18B-040CB	25.0	25.0	38.1	122.1	25.5	G 1/8-28	150	4.5	0.52	C2I-K2N-0600-
		25 x 25	18.0	58.0	100.0	63.6	3	C2A-QS25-RFK18B-058CB	25.0	25.0	38.1	122.1	25.5	G 1/8-28	150	4.5	0.51	C2I-K2N-0600-
		25 x 25	18.0	88.0	180.0	63.6	3	C2A-QS25-RFK18B-088CB	25.0	25.0	38.1	122.1	25.5	G 1/8-28	150	4.5	0.50	C2I-K2N-0600-
		25 x 25	18.0	168.0	400.0	63.6	3	C2A-QS25-RFK18B-168CB	25.0	25.0	38.1	122.1	25.5	G 1/8-28	150	4.5	0.50	C2I-K2N-0600-
		25 x 25	18.0	220.0	500.0	63.6	3	C2A-QS25-RFK18B-220CB	25.0	25.0	38.1	122.1	25.5	G 1/8-28	150	4.5	0.50	C2I-K2N-0600-
	L	25 x 25	23.0	50.0	80.0	70.2	3	C2A-QS25-RFL23B-050CB	25.0	25.0	44.7	128.7	26.5	G 1/8-28	150	6.5	0.54	C2I-L2N-0800-
		25 x 25	23.0	75.0	150.0	70.2	3	C2A-QS25-RFL23B-075CB	25.0	25.0	44.7	128.7	26.5	G 1/8-28	150	6.5	0.52	C2I-L2N-0800-
		25 x 25	23.0	140.0	400.0	70.2	3	C2A-QS25-RFL23B-140CB	25.0	25.0	44.7	128.7	26.5	G 1/8-28	150	6.5	0.51	C2I-L2N-0800-

Inch version

	SSC	CZC_{MS}	CDX	DAXIN	DAXX	OHX	CNSC	Ordering code	Dimensions, inch B	H	HBL	LF	WF	HF	CNT	PSI	FT/LBS	LBS	MIID
	H	3/4 x 3/4	.709	1.575	2.362	2.190	3	C2A-QSA12-RFH18B-040CB	.750	.750	1.501	4.217	.770	.750	G 1/8-28	2175	3.3	.567	C2I-H2N-0400-
		3/4 x 3/4	.709	3.622	5.512	2.190	3	C2A-QSA12-RFH18B-092CB	.750	.750	1.501	4.217	.770	.750	G 1/8-28	2175	3.3	.551	C2I-H2N-0400-
		3/4 x 3/4	.709	5.197	9.055	2.190	3	C2A-QSA12-RFH18B-132CB	.750	.750	1.501	4.217	.770	.750	G 1/8-28	2175	3.3	.547	C2I-H2N-0400-
		1 x 1	.709	2.520	3.937	2.505	3	C2A-QSA16-RFH18B-064CB	1.000	1.000	1.501	4.808	1.020	1.000	G 1/8-28	2175	3.3	1.138	C2I-H2N-0400-
		1 x 1	.709	3.622	5.512	2.505	3	C2A-QSA16-RFH18B-092CB	1.000	1.000	1.501	4.808	1.020	1.000	G 1/8-28	2175	3.3	1.133	C2I-H2N-0400-
		1 x 1	.709	5.197	9.055	2.505	3	C2A-QSA16-RFH18B-132CB	1.000	1.000	1.501	4.808	1.020	1.000	G 1/8-28	2175	3.3	1.124	C2I-H2N-0400-
		1 x 1	.709	8.661	19.685	2.505	3	C2A-QSA16-RFH18B-220CB	1.000	1.000	1.501	4.808	1.020	1.000	G 1/8-28	2175	3.3	1.118	C2I-H2N-0400-
		1 x 1	.709	11.811	31.496	2.505	3	C2A-QSA16-RFH18B-300CB	1.000	1.000	1.501	4.808	1.020	1.000	G 1/8-28	2175	3.3	1.118	C2I-H2N-0400-
	J	1 x 1	.709	2.362	3.740	2.505	3	C2A-QSA16-RFJ18B-060CB	1.000	1.000	1.501	4.808	1.020	1.000	G 1/8-28	2175	3.3	1.153	C2I-J2N-0500-
		1 x 1	.709	4.724	7.087	2.505	3	C2A-QSA16-RFJ18B-120CB	1.000	1.000	1.501	4.808	1.020	1.000	G 1/8-28	2175	3.3	1.138	C2I-J2N-0500-
		1 x 1	.709	6.890	19.685	2.505	3	C2A-QSA16-RFJ18B-175CB	1.000	1.000	1.501	4.808	1.020	1.000	G 1/8-28	2175	3.3	1.124	C2I-J2N-0500-
	K	1 x 1	.709	1.575	2.756	2.505	3	C2A-QSA16-RFK18B-040CB	1.000	1.000	1.501	4.808	1.020	1.000	G 1/8-28	2175	3.3	1.175	C2I-K2N-0600-
		1 x 1	.709	3.465	7.087	2.505	3	C2A-QSA16-RFK18B-088CB	1.000	1.000	1.501	4.808	1.020	1.000	G 1/8-28	2175	3.3	1.146	C2I-K2N-0600-
	L	1 x 1	.906	5.512	15.748	2.766	3	C2A-QSA16-RFL23B-140CB	1.000	1.000	1.762	5.069	1.060	1.000	G 1/8-28	2175	4.8	1.168	C2I-L2N-0800-

CoroCut® 2 QS shank tool for face grooving

Screw clamp design

Precision coolant supply

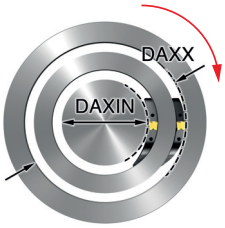

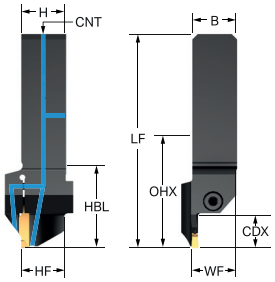

Metric version

	SSC	CZC_{MS}	CDX	DAXIN	DAXX	OHX	CNSC	Ordering code	Dimensions, mm B	H	HBL	LF	WF	CNT	BAR	NM	KG	MIID
	H	20 x 20	18.0	40.0	60.0	55.6	3	C2A-QS20-LFH18B-040CB	20.0	20.0	38.1	107.1	20.5	G 1/8-28	150	4.5	0.28	C2I-H2N-0400-
		20 x 20	18.0	52.0	72.0	55.6	3	C2A-QS20-LFH18B-052CB	20.0	20.0	38.1	107.1	20.5	G 1/8-28	150	4.5	0.28	C2I-H2N-0400-
		20 x 20	18.0	64.0	100.0	55.6	3	C2A-QS20-LFH18B-064CB	20.0	20.0	38.1	107.1	20.5	G 1/8-28	150	4.5	0.28	C2I-H2N-0400-
		20 x 20	18.0	92.0	140.0	55.6	3	C2A-QS20-LFH18B-092CB	20.0	20.0	38.1	107.1	20.5	G 1/8-28	150	4.5	0.28	C2I-H2N-0400-
		20 x 20	18.0	132.0	230.0	55.6	3	C2A-QS20-LFH18B-132CB	20.0	20.0	38.1	107.1	20.5	G 1/8-28	150	4.5	0.27	C2I-H2N-0400-
		25 x 25	18.0	64.0	100.0	63.6	3	C2A-QS25-LFH18B-064CB	25.0	25.0	38.1	122.1	25.5	G 1/8-28	150	4.5	0.50	C2I-H2N-0400-
		25 x 25	18.0	92.0	140.0	63.6	3	C2A-QS25-LFH18B-092CB	25.0	25.0	38.1	122.1	25.5	G 1/8-28	150	4.5	0.50	C2I-H2N-0400-
		25 x 25	18.0	132.0	230.0	63.6	3	C2A-QS25-LFH18B-132CB	25.0	25.0	38.1	122.1	25.5	G 1/8-28	150	4.5	0.49	C2I-H2N-0400-
		25 x 25	18.0	220.0	500.0	63.6	3	C2A-QS25-LFH18B-220CB	25.0	25.0	38.1	122.1	25.5	G 1/8-28	150	4.5	0.49	C2I-H2N-0400-
		25 x 25	18.0	300.0	800.0	63.6	3	C2A-QS25-LFH18B-300CB	25.0	25.0	38.1	122.1	25.5	G 1/8-28	150	4.5	0.49	C2I-H2N-0400-
	J	25 x 25	18.0	40.0	70.0	63.6	3	C2A-QS25-LFJ18B-040CB	25.0	25.0	38.1	122.1	25.5	G 1/8-28	150	4.5	0.51	C2I-J2N-0500-
		25 x 25	18.0	60.0	95.0	63.6	3	C2A-QS25-LFJ18B-060CB	25.0	25.0	38.1	122.1	25.5	G 1/8-28	150	4.5	0.51	C2I-J2N-0500-
		25 x 25	18.0	85.0	130.0	63.6	3	C2A-QS25-LFJ18B-085CB	25.0	25.0	38.1	122.1	25.5	G 1/8-28	150	4.5	0.50	C2I-J2N-0500-
		25 x 25	18.0	120.0	180.0	63.6	3	C2A-QS25-LFJ18B-120CB	25.0	25.0	38.1	122.1	25.5	G 1/8-28	150	4.5	0.50	C2I-J2N-0500-
		25 x 25	18.0	175.0	500.0	63.6	3	C2A-QS25-LFJ18B-175CB	25.0	25.0	38.1	122.1	25.5	G 1/8-28	150	4.5	0.49	C2I-J2N-0500-
	K	25 x 25	18.0	40.0	70.0	63.6	3	C2A-QS25-LFK18B-040CB	25.0	25.0	38.1	122.1	25.5	G 1/8-28	150	4.5	0.52	C2I-K2N-0600-
		25 x 25	18.0	58.0	100.0	63.6	3	C2A-QS25-LFK18B-058CB	25.0	25.0	38.1	122.1	25.5	G 1/8-28	150	4.5	0.51	C2I-K2N-0600-
		25 x 25	18.0	88.0	180.0	63.6	3	C2A-QS25-LFK18B-088CB	25.0	25.0	38.1	122.1	25.5	G 1/8-28	150	4.5	0.50	C2I-K2N-0600-
		25 x 25	18.0	168.0	400.0	63.6	3	C2A-QS25-LFK18B-168CB	25.0	25.0	38.1	122.1	25.5	G 1/8-28	150	4.5	0.50	C2I-K2N-0600-
		25 x 25	18.0	220.0	500.0	63.6	3	C2A-QS25-LFK18B-220CB	25.0	25.0	38.1	122.1	25.5	G 1/8-28	150	4.5	0.50	C2I-K2N-0600-
	L	25 x 25	23.0	50.0	80.0	70.2	3	C2A-QS25-LFL23B-050CB	25.0	25.0	44.7	128.7	26.5	G 1/8-28	150	6.5	0.54	C2I-L2N-0800-
		25 x 25	23.0	75.0	150.0	70.2	3	C2A-QS25-LFL23B-075CB	25.0	25.0	44.7	128.7	26.5	G 1/8-28	150	6.5	0.52	C2I-L2N-0800-
		25 x 25	23.0	140.0	400.0	70.2	3	C2A-QS25-LFL23B-140CB	25.0	25.0	44.7	128.7	26.5	G 1/8-28	150	6.5	0.51	C2I-L2N-0800-

Inch version

	SSC	CZC_{MS}	CDX	DAXIN	DAXX	OHX	CNSC	Ordering code	Dimensions, inch B	H	HBL	LF	WF	HF	CNT	PSI	FT/LBS	LBS	MIID
	H	3/4 x 3/4	.709	1.575	2.362	2.190	3	C2A-QSA12-LFH18B-040CB	.750	.750	1.501	4.217	.770	.750	G 1/8-28	2175	3.3	.567	C2I-H2N-0400-
		3/4 x 3/4	.709	3.622	5.512	2.190	3	C2A-QSA12-LFH18B-092CB	.750	.750	1.501	4.217	.770	.750	G 1/8-28	2175	3.3	.551	C2I-H2N-0400-
		3/4 x 3/4	.709	5.197	9.055	2.190	3	C2A-QSA12-LFH18B-132CB	.750	.750	1.501	4.217	.770	.750	G 1/8-28	2175	3.3	.547	C2I-H2N-0400-
		1 x 1	.709	2.520	3.937	2.505	3	C2A-QSA16-LFH18B-064CB	1.000	1.000	1.501	4.808	1.020	1.000	G 1/8-28	2175	3.3	1.138	C2I-H2N-0400-
		1 x 1	.709	3.622	5.512	2.505	3	C2A-QSA16-LFH18B-092CB	1.000	1.000	1.501	4.808	1.020	1.000	G 1/8-28	2175	3.3	1.133	C2I-H2N-0400-
		1 x 1	.709	5.197	9.055	2.505	3	C2A-QSA16-LFH18B-132CB	1.000	1.000	1.501	4.808	1.020	1.000	G 1/8-28	2175	3.3	1.124	C2I-H2N-0400-
		1 x 1	.709	8.661	19.685	2.505	3	C2A-QSA16-LFH18B-220CB	1.000	1.000	1.501	4.808	1.020	1.000	G 1/8-28	2175	3.3	1.118	C2I-H2N-0400-
		1 x 1	.709	11.811	31.496	2.505	3	C2A-QSA16-LFH18B-300CB	1.000	1.000	1.501	4.808	1.020	1.000	G 1/8-28	2175	3.3	1.116	C2I-H2N-0400-
	J	1 x 1	.709	2.362	3.740	2.505	3	C2A-QSA16-LFJ18B-060CB	1.000	1.000	1.501	4.808	1.020	1.000	G 1/8-28	2175	3.3	1.153	C2I-J2N-0500-
		1 x 1	.709	4.724	7.087	2.505	3	C2A-QSA16-LFJ18B-120CB	1.000	1.000	1.501	4.808	1.020	1.000	G 1/8-28	2175	3.3	1.138	C2I-J2N-0500-
		1 x 1	.709	6.890	19.685	2.505	3	C2A-QSA16-LFJ18B-175CB	1.000	1.000	1.501	4.808	1.020	1.000	G 1/8-28	2175	3.3	1.124	C2I-J2N-0500-
	K	1 x 1	.709	1.575	2.756	2.505	3	C2A-QSA16-LFK18B-040CB	1.000	1.000	1.501	4.808	1.020	1.000	G 1/8-28	2175	3.3	1.175	C2I-K2N-0600-
		1 x 1	.709	3.465	7.087	2.505	3	C2A-QSA16-LFK18B-088CB	1.000	1.000	1.501	4.808	1.020	1.000	G 1/8-28	2175	3.3	1.146	C2I-K2N-0600-
	L	1 x 1	.906	5.512	15.748	2.766	3	C2A-QSA16-LFL23B-140CB	1.000	1.000	1.762	5.069	1.060	1.000	G 1/8-28	2175	4.8	1.168	C2I-L2N-0800-

ENG

CoroCut® 2 QS shank tool for face grooving

Screw clamp design

Precision coolant supply



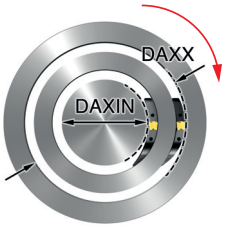

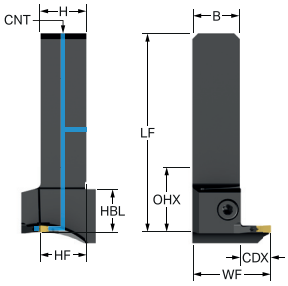

Metric version

	SSC	CZC_{MS}	CDX	DAXIN	DAXX	OHX	CNSC	Ordering code	Dimensions, mm B	H	HBL	LF	WF	CNT	BAR	NM	KG	MIID
	H	25 x 25	15.0	132.0	230.0	48.5	3	C2A-QS25-RGH15B-132CB	25.0	25.0	23.0	107.0	42.0	G 1/8-28	150	4.5	0.53	C2I-H2N-0400-
		25 x 25	15.0	40.0	60.0	48.5	3	C2A-QS25-RGH15B-40CB	25.0	25.0	23.0	107.0	42.0	G 1/8-28	150	4.5	0.55	C2I-H2N-0400-
		25 x 25	15.0	52.0	72.0	48.5	3	C2A-QS25-RGH15B-52CB	25.0	25.0	23.0	107.0	42.0	G 1/8-28	150	4.5	0.56	C2I-H2N-0400-
		25 x 25	15.0	64.0	100.0	48.5	3	C2A-QS25-RGH15B-64CB	25.0	25.0	23.0	107.0	42.0	G 1/8-28	150	4.5	0.54	C2I-H2N-0400-
		25 x 25	15.0	92.0	140.0	48.5	3	C2A-QS25-RGH15B-92CB	25.0	25.0	23.0	107.0	42.0	G 1/8-28	150	4.5	0.54	C2I-H2N-0400-

Inch version

	SSC	CZC_{MS}	CDX	DAXIN	DAXX	OHX	CNSC	Ordering code	Dimensions, inch B	H	HBL	LF	WF	HF	CNT	PSI	FT/LBS	LBS	MIID
	H	1 x 1	.591	5.197	9.055	1.909	3	C2A-QSA16-RGH15B-132CB	1.000	1.000	.906	4.213	1.670	1.000	G 1/8-28	2175	3.3	1.217	C2I-H2N-0400-
		1 x 1	.591	2.520	3.937	1.909	3	C2A-QSA16-RGH15B-64CB	1.000	1.000	.906	4.213	1.670	1.000	G 1/8-28	2175	3.3	1.237	C2I-H2N-0400-

CoroCut® 2 QS shank tool for face grooving

Screw clamp design

Precision coolant supply



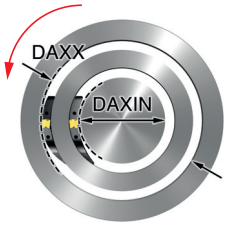

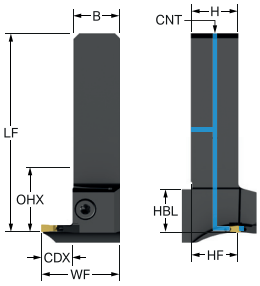

Metric version

	SSC	CZC$_{MS}$	CDX	DAXIN	DAXX	OHX	CNSC	Ordering code	Dimensions, mm B	H	HBL	LF	WF	CNT	BAR	NM	KG	MIID
	H	25 x 25	15.0	132.0	230.0	48.5	3	C2A-QS25-LGH15B-132CB	25.0	25.0	23.0	107.0	42.0	G 1/8-28	150	4.5	0.53	C2I-H2N-0400-
		25 x 25	15.0	40.0	60.0	48.5	3	C2A-QS25-LGH15B-40CB	25.0	25.0	23.0	107.0	42.0	G 1/8-28	150	4.5	0.55	C2I-H2N-0400-
		25 x 25	15.0	52.0	72.0	48.5	3	C2A-QS25-LGH15B-52CB	25.0	25.0	23.0	107.0	42.0	G 1/8-28	150	4.5	0.56	C2I-H2N-0400-
		25 x 25	15.0	64.0	100.0	48.5	3	C2A-QS25-LGH15B-64CB	25.0	25.0	23.0	107.0	42.0	G 1/8-28	150	4.5	0.54	C2I-H2N-0400-
		25 x 25	15.0	92.0	140.0	48.5	3	C2A-QS25-LGH15B-92CB	25.0	25.0	23.0	107.0	42.0	G 1/8-28	150	4.5	0.54	C2I-H2N-0400-

Inch version

	SSC	CZC$_{MS}$	CDX	DAXIN	DAXX	OHX	CNSC	Ordering code	Dimensions, inch B	H	HBL	LF	WF	HF	CNT	PSI	FT/LBS	LBS	MIID
	H	1 x 1	.591	5.197	9.055	1.909	3	C2A-QSA16-LGH15B-132CB	1.000	1.000	.906	4.213	1.670	1.000	G 1/8-28	2175	3.3	1.217	C2I-H2N-0400-
		1 x 1	.591	2.520	3.937	1.909	3	C2A-QSA16-LGH15B-64CB	1.000	1.000	.906	4.213	1.670	1.000	G 1/8-28	2175	3.3	1.237	C2I-H2N-0400-

ENG

Milling

CoroMill® MH20

Face milling cutter 18-20

CoroMill® Dura

Solid carbide end mills 21-28

CoroMill® Plura HD

Solid carbide end mills 29-37

For complete assortment, see www.sandvik.coromant.com

CoroMill® MH20 face milling cutter

Arbor - Internal coolant supply

STDNO ISO6462
KAPR 15°

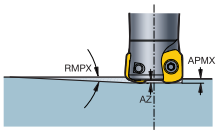

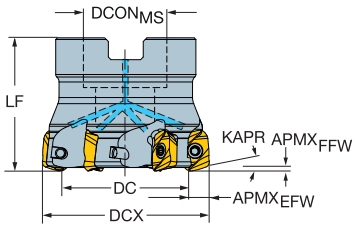

Metric version

DCX	DC	SSC	CZC$_{MS}$	APMX$_{EFW}$	APMX$_{FFW}$	RMPX	AZ	CNSC		Ordering code	Dimensions, mm DCON$_{MS}$	ISO	LF	NM	KG	RPMX	MIID
44.0	33.3	08	16	5.3	1.20	2.30°	0.9	1	5	MH20-R044Q16-08H	16.0	A	40.0	2.0	0.21	15700	MH20-080425..
52.0	41.3	08	22	5.3	1.20	1.70°	0.9	1	5	MH20-R052Q22-08M	22.0	A	40.0	2.0	0.31	14500	MH20-080425..
	41.3	08	22	5.3	1.20	1.70°	0.9	1	6	MH20-R052Q22-08H	22.0	A	40.0	2.0	0.31	14500	MH20-080425..
54.0	43.3	08	22	5.3	1.20	1.65°	0.9	1	5	MH20-R054Q22-08M	22.0	A	40.0	2.0	0.33	14200	MH20-080425..
	43.3	08	22	5.3	1.20	1.65°	0.9	1	6	MH20-R054Q22-08H	22.0	A	40.0	2.0	0.32	14200	MH20-080425..
63.0	52.3	08	22	5.3	1.20	1.50°	0.9	1	6	MH20-R063Q22-08M	22.0	A	40.0	2.0	0.41	13200	MH20-080425..
	52.3	08	22	5.3	1.20	1.50°	0.9	1	7	MH20-R063Q22-08H	22.0	A	40.0	2.0	0.40	13200	MH20-080425..
66.0	55.3	08	22	5.3	1.20	1.40°	0.9	1	6	MH20-R066Q22-08M	22.0	A	40.0	2.0	0.44	12800	MH20-080425..
	55.3	08	22	5.3	1.20	1.40°	0.9	1	7	MH20-R066Q22-08H	22.0	A	40.0	2.0	0.43	12800	MH20-080425..

Inch version

DCX	DC	SSC	CZC$_{MS}$	APMX$_{EFW}$	APMX$_{FFW}$	RMPX	AZ	CNSC		Ordering code	Dimensions, inch DCON$_{MS}$	ISO	LF	FT/LBS	LBS	RPMX	MIID
2.500	2.081	08	3/4	.209	.047	1.50°	.035	1	6	MH20-AR063R19-08M	.750	A	1.575	1.4	0.94	13100	MH20-080425..
	2.081	08	3/4	.209	.047	1.50°	.035	1	7	MH20-AR063R19-08H	.750	A	1.575	1.4	0.92	13100	MH20-080425..

ENG

CoroMill® MH20 face milling cutter

Cylindrical shank - Internal coolant supply

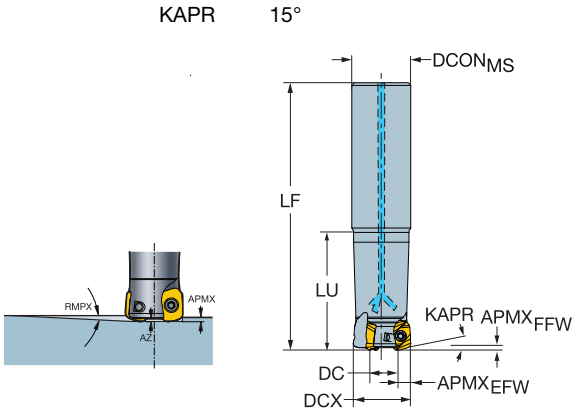

Metric version

DCX	DC	SSC	CZC$_{MS}$	APMX$_{EFW}$	APMX$_{FFW}$	RMPX	AZ	CNSC		Ordering code	Dimensions, mm DCON$_{MS}$	LF	NM	KG	RPMX	MIID
32.0	23.5	06	32	4.2	0.80	2.40°	0.7	1	5	MH20-R032A32-06H	32.0	210.0	0.9	1.16	18500	MH20-060320..

Inch version

DCX	DC	SSC	CZC$_{MS}$	APMX$_{EFW}$	APMX$_{FFW}$	RMPX	AZ	CNSC		Ordering code	Dimensions, inch DCON$_{MS}$	LF	FT/LBS	LBS	RPMX	MIID
1.250	.918	06	1 1/4	.165	.031	2.40°	.028	1	5	MH20-AR032O32-06H	1.250	8.268	.6	2.52	18500	MH20-060320..

CoroMill® MH20 face milling cutter

Threaded coupling - Internal coolant supply

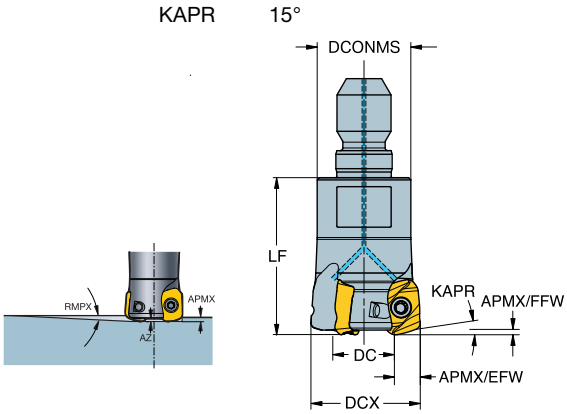

Metric version

DCX	DC	SSC	CZC_{MS}	$APMX_{EFW}$	$APMX_{FFW}$	RMPX	AZ	CNSC			Ordering code	Dimensions, mm $DCON_{MS}$	LF	NM	KG	RPMX	MIID
16.0	7.5	06	M8	4.2	0.80	9.50°	0.7	1	2		MH20-R016T08-06L	12.8	25.0	0.9	0.03	26100	MH20-060320..
20.0	9.3	08	M10	5.3	1.20	5.80°	0.9	1	2		MH20-R020T10-08L	17.8	30.0	1.4	0.05	23400	MH20-080425..
	11.5	06	M10	4.2	0.80	5.80°	0.7	1		3	MH20-R020T10-06M	17.8	30.0	0.9	0.05	23400	MH20-060320..
25.0	14.3	08	M12	5.3	1.20	5.70°	0.9	1	3		MH20-R025T12-08M	20.8	35.0	2.0	0.09	20900	MH20-080425..
	16.5	06	M12	4.2	0.80	3.70°	0.7	1		4	MH20-R025T12-06H	20.8	35.0	0.9	0.10	20900	MH20-060320..
32.0	21.3	08	M16	5.3	1.20	3.60°	0.9	1	4		MH20-R032T16-08M	28.8	45.0	2.0	0.22	18500	MH20-080425..
	23.5	06	M16	4.2	0.80	2.40°	0.7	1		5	MH20-R032T16-06H	28.8	45.0	0.9	0.23	18500	MH20-060320..

ENG

CoroMill® Dura solid carbide end mill for general machining

For non-ferrous materials, ISO N

1K223 – 1.5xD



FHA	35°
BSG	COROMANT
TCDC	h10
TCDCON	h6
ZEFP	3

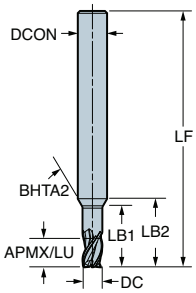

Metric version

DC	CZC_{MS}	APMX	LU	ZEFP	FHA	Ordering code	N H10F	Dimensions, mm $DCON_{MS}$	LF	BS	LB_1	LB_2	$BHTA_2$
2.0	6	3.0	3.0	3	35°	1K223-0200-NA	★	6.0	50.0	0.0	7.0	10.5	30°
3.0	6	4.5	4.5	3	35°	1K223-0300-NA	★	6.0	50.0	0.0	9.6	12.2	30°
4.0	6	6.0	6.0	3	35°	1K223-0400-NA	★	6.0	54.0	0.2	12.4	14.1	30°
5.0	6	7.5	7.5	3	35°	1K223-0500-NA	★	6.0	54.0	0.3	14.5	15.4	30°



FHA	35°
BSG	COROMANT
TCDC	h10
TCDCON	h6
ZEFP	3

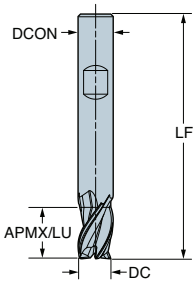

Metric version

DC	CZC_{MS}	APMX	LU	ZEFP	FHA	Ordering code	N H10F	Dimensions, mm $DCON_{MS}$	LF	BS
6.0	6	9.0	9.0	3	35°	1K223-0600-NB	★	6.0	54.0	0.3
8.0	8	12.0	12.0	3	35°	1K223-0800-NB	★	8.0	58.0	0.3
10.0	10	15.0	15.0	3	35°	1K223-1000-NB	★	10.0	72.0	0.4
12.0	12	18.0	18.0	3	35°	1K223-1200-NB	★	12.0	83.0	0.4
16.0	16	24.0	24.0	3	35°	1K223-1600-NB	★	16.0	92.0	0.6
20.0	20	30.0	30.0	3	35°	1K223-2000-NB	★	20.0	104.0	0.7
25.0	25	37.5	37.5	3	35°	1K223-2500-NB	★	25.0	121.0	0.9

CoroMill® Dura solid carbide end mill for general machining

For non-ferrous materials, ISO N

1K223 – 1.5xD



FHA	35°
BSG	COROMANT
TCDC	h10
TCDCON	h6
ZEFP	3

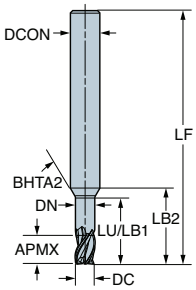

Metric version

DC	CZC_{MS}	APMX	LU	ZEFP	FHA	Ordering code	N H10F	Dimensions, mm $DCON_{MS}$	LF	BS	DN	LB_1	LB_2	$BHTA_2$
2.0	6	3.0	7.0	3	35°	1K223-0200-NG	★	6.0	50.0	0.0	1.9	7.0	10.5	30°
3.0	6	4.5	10.5	3	35°	1K223-0300-NG	★	6.0	50.0	0.0	2.9	10.5	13.2	30°
4.0	6	6.0	14.0	3	35°	1K223-0400-NG	★	6.0	54.0	0.2	3.8	14.0	15.9	30°
5.0	6	7.5	15.0	3	35°	1K223-0500-NG	★	6.0	54.0	0.3	4.8	15.0	16.0	30°



FHA	35°
BSG	COROMANT
TCDC	h10
TCDCON	h6
ZEFP	3

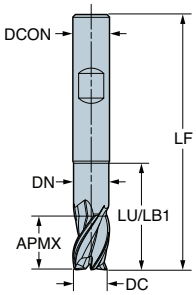

Metric version

DC	CZC_{MS}	APMX	LU	ZEFP	FHA	Ordering code	N H10F	Dimensions, mm $DCON_{MS}$	LF	BS	DN	LB_1
6.0	6	9.0	18.0	3	35°	1K223-0600-NH	★	6.0	57.0	0.3	5.8	18.0
8.0	8	12.0	24.0	3	35°	1K223-0800-NH	★	8.0	63.0	0.3	7.7	24.0
10.0	10	15.0	30.0	3	35°	1K223-1000-NH	★	10.0	72.0	0.4	9.6	30.0
12.0	12	18.0	36.0	3	35°	1K223-1200-NH	★	12.0	83.0	0.4	11.5	36.0
16.0	16	24.0	48.0	3	35°	1K223-1600-NH	★	16.0	98.0	0.6	15.4	48.0
20.0	20	30.0	60.0	3	35°	1K223-2000-NH	★	20.0	111.0	0.7	19.2	60.0
25.0	25	37.5	75.0	3	35°	1K223-2500-NH	★	25.0	135.0	0.9	24.0	75.0

ENG

CoroMill® Dura solid carbide end mill for general machining

For non-ferrous materials, ISO N

1K223 – 1.5xD

FHA	35°
BSG	COROMANT
TCDC	h10
TCDCON	h6
ZEFP	3



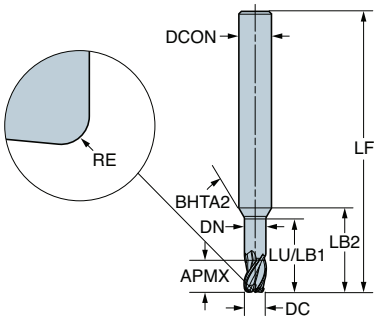

Metric version

DC	CZC_{MS}	APMX	RE	LU	ZEFP	FHA	Ordering code	N H10F	Dimensions, mm $DCON_{MS}$	LF	BS	DN	LB_1	LB_2	$BHTA_2$
2.0	6	3.0	0.20	7.0	3	35°	1K223-0200-020-NG	★	6.0	50.0	0.0	1.9	7.0	10.5	30°
	6	3.0	0.50	7.0	3	35°	1K223-0200-050-NG	★	6.0	50.0	0.0	1.9	7.0	10.5	30°
3.0	6	4.5	0.20	10.5	3	35°	1K223-0300-020-NG	★	6.0	50.0	0.0	2.9	10.5	13.2	30°
	6	4.5	0.50	10.5	3	35°	1K223-0300-050-NG	★	6.0	50.0	0.0	2.9	10.5	13.2	30°
4.0	6	6.0	0.50	14.0	3	35°	1K223-0400-050-NG	★	6.0	54.0	0.2	3.8	14.0	15.9	30°
	6	6.0	1.00	14.0	3	35°	1K223-0400-100-NG	★	6.0	54.0	0.2	3.8	14.0	15.9	30°
5.0	6	7.5	0.50	15.0	3	35°	1K223-0500-050-NG	★	6.0	54.0	0.3	4.8	15.0	16.0	30°
	6	7.5	1.00	15.0	3	35°	1K223-0500-100-NG	★	6.0	54.0	0.3	4.8	15.0	16.0	30°

CoroMill® Dura solid carbide end mill for general machining

For non-ferrous materials, ISO N

1K223 – 1.5xD

FHA	35°
BSG	COROMANT
TCDC	h10
TCDCON	h6
ZEFP	3



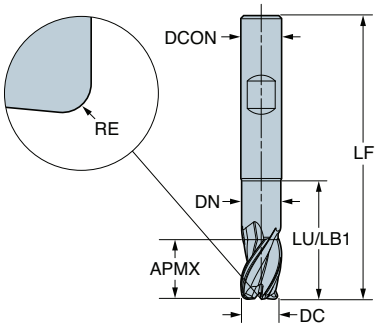

Metric version

DC	CZC_{MS}	APMX	RE	LU	ZEFP	FHA	Ordering code	N H10F	Dimensions, mm $DCON_{MS}$	LF	BS	DN	LB_1
6.0	6	9.0	0.50	18.0	3	35°	1K223-0600-050-NH	★	6.0	57.0	0.3	5.8	18.0
	6	9.0	1.00	18.0	3	35°	1K223-0600-100-NH	★	6.0	57.0	0.3	5.8	18.0
8.0	8	12.0	0.50	24.0	3	35°	1K223-0800-050-NH	★	8.0	63.0	0.3	7.7	24.0
	8	12.0	1.00	24.0	3	35°	1K223-0800-100-NH	★	8.0	63.0	0.3	7.7	24.0
	8	12.0	2.00	24.0	3	35°	1K223-0800-200-NH	★	8.0	63.0	0.3	7.7	24.0
10.0	10	15.0	0.50	30.0	3	35°	1K223-1000-050-NH	★	10.0	72.0	0.4	9.6	30.0
	10	15.0	1.00	30.0	3	35°	1K223-1000-100-NH	★	10.0	72.0	0.4	9.6	30.0
	10	15.0	2.00	30.0	3	35°	1K223-1000-200-NH	★	10.0	72.0	0.4	9.6	30.0
	10	15.0	3.00	30.0	3	35°	1K223-1000-300-NH	★	10.0	72.0	0.4	9.6	30.0
12.0	12	18.0	0.50	36.0	3	35°	1K223-1200-050-NH	★	12.0	83.0	0.4	11.5	36.0
	12	18.0	1.00	36.0	3	35°	1K223-1200-100-NH	★	12.0	83.0	0.4	11.5	36.0
	12	18.0	2.00	36.0	3	35°	1K223-1200-200-NH	★	12.0	83.0	0.4	11.5	36.0
	12	18.0	3.00	36.0	3	35°	1K223-1200-300-NH	★	12.0	83.0	0.4	11.5	36.0
16.0	16	24.0	0.50	48.0	3	35°	1K223-1600-050-NH	★	16.0	98.0	0.6	15.4	48.0
	16	24.0	1.00	48.0	3	35°	1K223-1600-100-NH	★	16.0	98.0	0.6	15.4	48.0
	16	24.0	2.00	48.0	3	35°	1K223-1600-200-NH	★	16.0	98.0	0.6	15.4	48.0
	16	24.0	3.00	48.0	3	35°	1K223-1600-300-NH	★	16.0	98.0	0.6	15.4	48.0
	16	24.0	4.00	48.0	3	35°	1K223-1600-400-NH	★	16.0	98.0	0.6	15.4	48.0
20.0	20	30.0	0.50	60.0	3	35°	1K223-2000-050-NH	★	20.0	111.0	0.7	19.2	60.0
	20	30.0	1.00	60.0	3	35°	1K223-2000-100-NH	★	20.0	111.0	0.7	19.2	60.0
	20	30.0	2.00	60.0	3	35°	1K223-2000-200-NH	★	20.0	111.0	0.7	19.2	60.0
	20	30.0	3.00	60.0	3	35°	1K223-2000-300-NH	★	20.0	111.0	0.7	19.2	60.0
	20	30.0	4.00	60.0	3	35°	1K223-2000-400-NH	★	20.0	111.0	0.7	19.2	60.0
25.0	25	37.5	0.50	75.0	3	35°	1K223-2500-050-NH	★	25.0	135.0	0.9	24.0	75.0
	25	37.5	1.00	75.0	3	35°	1K223-2500-100-NH	★	25.0	135.0	0.9	24.0	75.0
	25	37.5	2.00	75.0	3	35°	1K223-2500-200-NH	★	25.0	135.0	0.9	24.0	75.0
	25	37.5	3.00	75.0	3	35°	1K223-2500-300-NH	★	25.0	135.0	0.9	24.0	75.0
	25	37.5	4.00	75.0	3	35°	1K223-2500-400-NH	★	25.0	135.0	0.9	24.0	75.0

ENG

CoroMill® Dura solid carbide end mill for general machining

For non-ferrous materials, ISO N

1K233 – 2xD



FHA	35°
BSG	COROMANT
TCDC	h10
TCDCON	h6
ZEFP	3

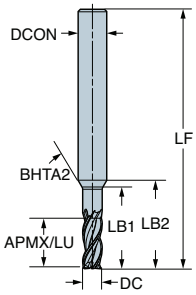

Metric version

DC	CZC_{MS}	APMX	LU	ZEFP	FHA	Ordering code	N H10F	Dimensions, mm $DCON_{MS}$	LF	BS	LB_1	LB_2	$BHTA_2$
2.0	6	6.0	6.0	3	35°	1K233-0200-NA	★	6.0	50.0	0.0	10.0	13.5	30°
3.0	6	8.0	8.0	3	35°	1K233-0300-NA	★	6.0	54.0	0.0	13.1	15.7	30°
4.0	6	11.0	11.0	3	35°	1K233-0400-NA	★	6.0	57.0	0.2	17.4	19.1	30°
5.0	6	13.0	13.0	3	35°	1K233-0500-NA	★	6.0	57.0	0.3	20.0	20.9	30°



FHA	35°
BSG	COROMANT
TCDC	h10
TCDCON	h6
ZEFP	3

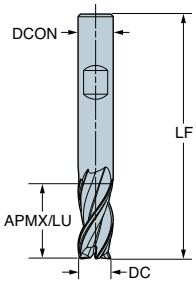

Metric version

DC	CZC_{MS}	APMX	LU	ZEFP	FHA	Ordering code	N H10F	Dimensions, mm $DCON_{MS}$	LF	BS
6.0	6	13.0	13.0	3	35°	1K233-0600-NB	★	6.0	57.0	0.3
8.0	8	19.0	19.0	3	35°	1K233-0800-NB	★	8.0	63.0	0.3
10.0	10	22.0	22.0	3	35°	1K233-1000-NB	★	10.0	72.0	0.4
12.0	12	26.0	26.0	3	35°	1K233-1200-NB	★	12.0	83.0	0.4
16.0	16	32.0	32.0	3	35°	1K233-1600-NB	★	16.0	98.0	0.6
20.0	20	40.0	40.0	3	35°	1K233-2000-NB	★	20.0	111.0	0.7
25.0	25	50.0	50.0	3	35°	1K233-2500-NB	★	25.0	130.0	0.9

CoroMill® Dura solid carbide end mill for general machining

For non-ferrous materials, ISO N

1K233 – 2xD

FHA	35°
BSG	COROMANT
TCDC	h10
TCDCON	h6
ZEFP	3



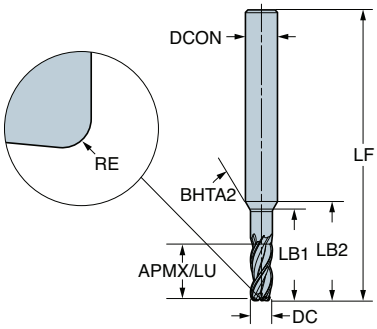

Metric version

DC	CZC_{MS}	APMX	RE	LU	ZEFP	FHA	Ordering code	N H10F	Dimensions, mm $DCON_{MS}$	LF	BS	LB_1	LB_2	$BHTA_2$
2.0	6	6.0	0.20	6.0	3	35°	1K233-0200-020-NA	★	6.0	50.0	0.0	10.0	13.5	30°
	6	6.0	0.50	6.0	3	35°	1K233-0200-050-NA	★	6.0	50.0	0.0	10.0	13.5	30°
3.0	6	8.0	0.20	8.0	3	35°	1K233-0300-020-NA	★	6.0	54.0	0.0	13.1	15.7	30°
	6	8.0	0.50	8.0	3	35°	1K233-0300-050-NA	★	6.0	54.0	0.0	13.1	15.7	30°
4.0	6	11.0	0.50	11.0	3	35°	1K233-0400-050-NA	★	6.0	57.0	0.2	17.4	19.1	30°
	6	11.0	1.00	11.0	3	35°	1K233-0400-100-NA	★	6.0	57.0	0.2	17.4	19.1	30°
5.0	6	13.0	0.50	13.0	3	35°	1K233-0500-050-NA	★	6.0	57.0	0.3	20.0	20.9	30°
	6	13.0	1.00	13.0	3	35°	1K233-0500-100-NA	★	6.0	57.0	0.3	20.0	20.9	30°

ENG

CoroMill® Dura solid carbide end mill for general machining

For non-ferrous materials, ISO N

1K233 – 2xD

FHA	35°
BSG	COROMANT
TCDC	h10
TCDCON	h6
ZEFP	3



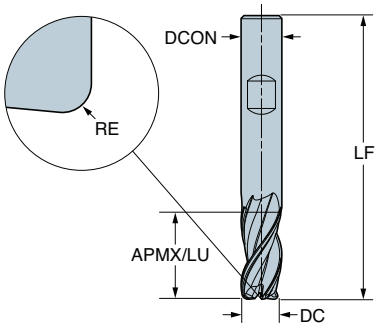

Metric version

DC	CZC_{MS}	APMX	RE	LU	ZEFP	FHA	Ordering code	N H10F	Dimensions, mm $DCON_{MS}$	LF	BS
6.0	6	13.0	0.50	13.0	3	35°	1K233-0600-050-NB	★	6.0	57.0	0.3
	6	13.0	1.00	13.0	3	35°	1K233-0600-100-NB	★	6.0	57.0	0.3
8.0	8	19.0	0.50	19.0	3	35°	1K233-0800-050-NB	★	8.0	63.0	0.3
	8	19.0	1.00	19.0	3	35°	1K233-0800-100-NB	★	8.0	63.0	0.3
	8	19.0	2.00	19.0	3	35°	1K233-0800-200-NB	★	8.0	63.0	0.3
10.0	10	22.0	0.50	22.0	3	35°	1K233-1000-050-NB	★	10.0	72.0	0.4
	10	22.0	1.00	22.0	3	35°	1K233-1000-100-NB	★	10.0	72.0	0.4
	10	22.0	2.00	22.0	3	35°	1K233-1000-200-NB	★	10.0	72.0	0.4
	10	22.0	3.00	22.0	3	35°	1K233-1000-300-NB	★	10.0	72.0	0.4
12.0	12	26.0	0.50	26.0	3	35°	1K233-1200-050-NB	★	12.0	83.0	0.4
	12	26.0	1.00	26.0	3	35°	1K233-1200-100-NB	★	12.0	83.0	0.4
	12	26.0	2.00	26.0	3	35°	1K233-1200-200-NB	★	12.0	83.0	0.4
	12	26.0	3.00	26.0	3	35°	1K233-1200-300-NB	★	12.0	83.0	0.4
16.0	16	32.0	0.50	32.0	3	35°	1K233-1600-050-NB	★	16.0	98.0	0.6
	16	32.0	1.00	32.0	3	35°	1K233-1600-100-NB	★	16.0	98.0	0.6
	16	32.0	2.00	32.0	3	35°	1K233-1600-200-NB	★	16.0	98.0	0.6
	16	32.0	3.00	32.0	3	35°	1K233-1600-300-NB	★	16.0	98.0	0.6
	16	32.0	4.00	32.0	3	35°	1K233-1600-400-NB	★	16.0	98.0	0.6
20.0	20	40.0	0.50	40.0	3	35°	1K233-2000-050-NB	★	20.0	111.0	0.7
	20	40.0	1.00	40.0	3	35°	1K233-2000-100-NB	★	20.0	111.0	0.7
	20	40.0	2.00	40.0	3	35°	1K233-2000-200-NB	★	20.0	111.0	0.7
	20	40.0	3.00	40.0	3	35°	1K233-2000-300-NB	★	20.0	111.0	0.7
	20	40.0	4.00	40.0	3	35°	1K233-2000-400-NB	★	20.0	111.0	0.7
25.0	25	50.0	0.50	50.0	3	35°	1K233-2500-050-NB	★	25.0	130.0	0.9
	25	50.0	1.00	50.0	3	35°	1K233-2500-100-NB	★	25.0	130.0	0.9
	25	50.0	2.00	50.0	3	35°	1K233-2500-200-NB	★	25.0	130.0	0.9
	25	50.0	3.00	50.0	3	35°	1K233-2500-300-NB	★	25.0	130.0	0.9
	25	50.0	4.00	50.0	3	35°	1K233-2500-400-NB	★	25.0	130.0	0.9

CoroMill® Dura solid carbide end mill for general machining

For non-ferrous materials, ISO N

1K253 – 3xD

FHA	35°
BSG	COROMANT
TCDC	h10
TCDCON	h6
ZEFP	3

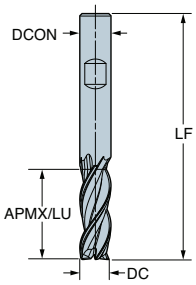

Metric version

DC	CZC_{MS}	APMX	LU	ZEFP	FHA	Ordering code	N H10F	Dimensions, mm $DCON_{MS}$	LF	BS
6.0	6	18.0	18.0	3	35°	**1K253-0600-NB**	★	6.0	63.0	0.3
8.0	8	24.0	24.0	3	35°	**1K253-0800-NB**	★	8.0	73.0	0.3
10.0	10	30.0	30.0	3	35°	**1K253-1000-NB**	★	10.0	82.0	0.4
12.0	12	36.0	36.0	3	35°	**1K253-1200-NB**	★	12.0	97.0	0.4
16.0	16	48.0	48.0	3	35°	**1K253-1600-NB**	★	16.0	115.0	0.6
20.0	20	60.0	60.0	3	35°	**1K253-2000-NB**	★	20.0	135.0	0.7
25.0	25	75.0	75.0	3	35°	**1K253-2500-NB**	★	25.0	153.0	0.9

ENG

CoroMill® Plura solid carbide end mill for heavy duty milling

Weldon shank

FHA	38°
BSG	COROMANT
TCDC	h10
TCDCON	h6
ZEFP	5

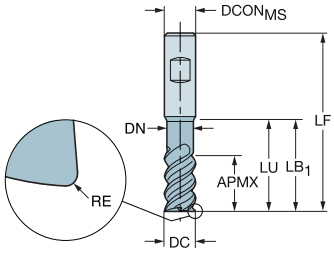

Metric version

DC	CZC$_{MS}$	APMX	RE	LU	ZEFP	Ordering code	P P2BM	K P2BM	Dimensions, mm DCON$_{MS}$	LF	DN	LB$_1$
6.0	6	13.0	0.50	20.0	5	2F342-0600-050-PD	★	★	6.0	57.0	5.7	20.0
	6	13.0	1.00	20.0	5	2F342-0600-100-PD	★	★	6.0	57.0	5.7	20.0
8.0	8	18.0	0.50	25.0	5	2F342-0800-050-PD	★	★	8.0	63.0	7.6	25.0
	8	18.0	1.00	25.0	5	2F342-0800-100-PD	★	★	8.0	63.0	7.6	25.0
	8	18.0	2.00	25.0	5	2F342-0800-200-PD	★	★	8.0	63.0	7.6	25.0
10.0	10	22.0	0.50	30.0	5	2F342-1000-050-PD	★	★	10.0	72.0	9.5	30.0
	10	22.0	1.00	30.0	5	2F342-1000-100-PD	★	★	10.0	72.0	9.5	30.0
	10	22.0	2.00	30.0	5	2F342-1000-200-PD	★	★	10.0	72.0	9.5	30.0
12.0	12	26.0	0.50	36.0	5	2F342-1200-050-PD	★	★	12.0	83.0	11.4	36.0
	12	26.0	1.00	36.0	5	2F342-1200-100-PD	★	★	12.0	83.0	11.4	36.0
	12	26.0	2.00	36.0	5	2F342-1200-200-PD	★	★	12.0	83.0	11.4	36.0
16.0	16	34.0	0.50	42.0	5	2F342-1600-050-PD	★	★	16.0	97.0	15.2	42.0
	16	34.0	1.00	42.0	5	2F342-1600-100-PD	★	★	16.0	97.0	15.2	42.0
	16	34.0	2.00	42.0	5	2F342-1600-200-PD	★	★	16.0	97.0	15.2	42.0
20.0	20	42.0	1.00	52.0	5	2F342-2000-100-PD	★	★	20.0	104.0	19.0	52.0
	20	42.0	2.00	52.0	5	2F342-2000-200-PD	★	★	20.0	104.0	19.0	52.0

Inch version

DC	CZC$_{MS}$	APMX	APMX$_2$	RE	LU	ZEFP	Ordering code	P P2BM	K P2BM	Dimensions, inch DCON$_{MS}$	LF	DN	LB$_1$
.250	1/4	.626	.626	.015	.937	5	2F342-0635-038-PD	★	★	.250	2.500	.237	.937
	1/4	.626	.626	.030	.937	5	2F342-0635-076-PD	★	★	.250	2.500	.237	.937
.313	5/16	.752	.750	.015	1.063	5	2F342-0794-038-PD	★	★	.313	2.500	.297	1.063
	5/16	.752	.750	.030	1.063	5	2F342-0794-076-PD	★	★	.313	2.500	.297	1.063
.375	3/8	.875	.878	.015	1.250	5	2F342-0953-038-PD	★	★	.375	3.000	.356	1.250
	3/8	.875	.878	.030	1.250	5	2F342-0953-076-PD	★	★	.375	3.000	.356	1.250
.438	7/16	1.000	1.000	.015	1.438	5	2F342-1111-038-PD	★	★	.438	3.500	.416	1.438
	7/16	1.000	1.000	.030	1.438	5	2F342-1111-076-PD	★	★	.438	3.500	.416	1.438
.500	1/2	1.125	1.126	.015	1.438	5	2F342-1270-038-PD	★	★	.500	3.500	.475	1.438
	1/2	1.125	1.126	.030	1.438	5	2F342-1270-076-PD	★	★	.500	3.500	.475	1.438
	1/2	1.125	1.126	.060	1.438	5	2F342-1270-152-PD	★	★	.500	3.500	.475	1.438
.625	5/8	1.315	1.315	.030	1.625	5	2F342-1588-076-PD	★	★	.625	3.780	.594	1.625
	5/8	1.315	1.315	.060	1.625	5	2F342-1588-152-PD	★	★	.625	3.780	.594	1.625
.750	3/4	1.626	1.626	.030	1.937	5	2F342-1905-076-PD	★	★	.750	4.000	.713	1.937
	3/4	1.626	1.626	.060	1.937	5	2F342-1905-152-PD	★	★	.750	4.000	.713	1.937

CoroMill® Plura solid carbide end mill for heavy duty milling

Weldon shank

FHA	38°
BSG	COROMANT
TCDC	h10
TCDCON	h6
ZEFP	5

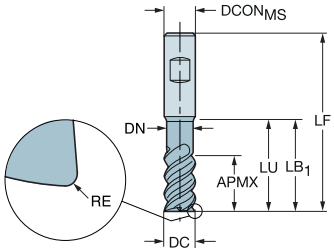

Metric version

DC	CZC$_{MS}$	APMX	CHW	KCH	LU	ZEFP	Ordering code	P P2BM	K P2BM	Dimensions, mm DCON$_{MS}$	LF	DN	LB$_1$
6.0	6	13.0	0.10	45°	20.0	5	2N342-0600-PD	★	★	6.0	57.0	5.7	20.0
8.0	8	18.0	0.10	45°	25.0	5	2N342-0800-PD	★	★	8.0	63.0	7.6	25.0
10.0	10	22.0	0.15	45°	30.0	5	2N342-1000-PD	★	★	10.0	72.0	9.5	30.0
12.0	12	26.0	0.15	45°	36.0	5	2N342-1200-PD	★	★	12.0	83.0	11.4	36.0
14.0	14	30.0	0.15	45°	38.0	5	2N342-1400-PD	★	★	14.0	83.0	13.3	38.0
16.0	16	34.0	0.25	45°	42.0	5	2N342-1600-PD	★	★	16.0	97.0	15.2	42.0
20.0	20	42.0	0.25	45°	52.0	5	2N342-2000-PD	★	★	20.0	104.0	19.0	52.0
25.0	25	52.0	0.25	45°	63.0	5	2N342-2500-PD	★	★	25.0	121.0	24.0	63.0

Inch version

DC	CZC$_{MS}$	APMX	APMX$_2$	CHW	KCH	LU	ZEFP	Ordering code	P P2BM	K P2BM	Dimensions, inch DCON$_{MS}$	LF	DN	LB$_1$
.250	1/4	.626	.626	.004	45°	.937	5	2N342-0635-PD	★	★	.250	2.500	.237	.937
.313	5/16	.752	.750	.004	45°	1.063	5	2N342-0794-PD	★	★	.313	2.500	.297	1.063
.375	3/8	.875	.878	.006	45°	1.250	5	2N342-0953-PD	★	★	.375	3.000	.356	1.250
.438	7/16	1.000	1.000	.006	45°	1.438	5	2N342-1111-PD	★	★	.438	3.500	.416	1.438
.500	1/2	1.125	1.126	.006	45°	1.438	5	2N342-1270-PD	★	★	.500	3.500	.475	1.438
.625	5/8	1.315	1.315	.010	45°	1.625	5	2N342-1588-PD	★	★	.625	3.780	.594	1.625
.750	3/4	1.626	1.626	.010	45°	1.937	5	2N342-1905-PD	★	★	.750	4.000	.713	1.937

ENG

CoroMill® Plura solid carbide end mill for heavy duty milling

Weldon shank

FHA	38°
BSG	COROMANT
TCDC	h10
TCDCON	h6
ZEFP	4



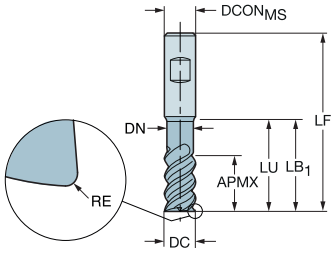

Metric version

DC	CZC$_{MS}$	APMX	RE	LU	ZEFP	Ordering code	P P2BM	K P2BM	DCON$_{MS}$	LF
6.0	6	13.0	0.50	13.0	4	2S342-0600-050-PB	★	★	6.0	57.0
	6	13.0	1.00	13.0	4	2S342-0600-100-PB	★	★	6.0	57.0
8.0	8	18.0	0.50	18.0	4	2S342-0800-050-PB	★	★	8.0	63.0
	8	18.0	1.00	18.0	4	2S342-0800-100-PB	★	★	8.0	63.0
	8	18.0	2.00	18.0	4	2S342-0800-200-PB	★	★	8.0	63.0
10.0	10	22.0	0.50	22.0	4	2S342-1000-050-PB	★	★	10.0	72.0
	10	22.0	1.00	22.0	4	2S342-1000-100-PB	★	★	10.0	72.0
	10	22.0	2.00	22.0	4	2S342-1000-200-PB	★	★	10.0	72.0
12.0	12	26.0	0.50	26.0	4	2S342-1200-050-PB	★	★	12.0	83.0
	12	26.0	1.00	26.0	4	2S342-1200-100-PB	★	★	12.0	83.0
	12	26.0	2.00	26.0	4	2S342-1200-200-PB	★	★	12.0	83.0
16.0	16	34.0	0.50	34.0	4	2S342-1600-050-PB	★	★	16.0	97.0
	16	34.0	1.00	34.0	4	2S342-1600-100-PB	★	★	16.0	97.0
	16	34.0	2.00	34.0	4	2S342-1600-200-PB	★	★	16.0	97.0
20.0	20	42.0	1.00	42.0	4	2S342-2000-100-PB	★	★	20.0	109.6
	20	42.0	2.00	42.0	4	2S342-2000-200-PB	★	★	20.0	109.6

Inch version

DC	CZC$_{MS}$	APMX	RE	LU	ZEFP	Ordering code	P P2BM	K P2BM	DCON$_{MS}$	LF
.250	1/4	.625	.015	.625	4	2S342-0635-038-PB	★	★	.250	2.500
	1/4	.625	.030	.625	4	2S342-0635-076-PB	★	★	.250	2.500
.313	5/16	.750	.015	.750	4	2S342-0794-038-PB	★	★	.313	2.500
	5/16	.750	.030	.750	4	2S342-0794-076-PB	★	★	.313	2.500
.375	3/8	.875	.015	.875	4	2S342-0953-038-PB	★	★	.375	3.000
	3/8	.875	.030	.875	4	2S342-0953-076-PB	★	★	.375	3.000
.438	7/16	1.000	.015	1.000	4	2S342-1111-038-PB	★	★	.438	3.500
	7/16	1.000	.030	1.000	4	2S342-1111-076-PB	★	★	.438	3.500
.500	1/2	1.125	.015	1.125	4	2S342-1270-038-PB	★	★	.500	3.500
	1/2	1.125	.030	1.125	4	2S342-1270-076-PB	★	★	.500	3.500
	1/2	1.125	.060	1.125	4	2S342-1270-152-PB	★	★	.500	3.500
.625	5/8	1.315	.030	1.315	4	2S342-1588-076-PB	★	★	.625	3.780
	5/8	1.315	.060	1.315	4	2S342-1588-152-PB	★	★	.625	3.780
.750	3/4	1.625	.030	1.625	4	2S342-1905-076-PB	★	★	.750	4.315
	3/4	1.625	.060	1.625	4	2S342-1905-152-PB	★	★	.750	4.315

CoroMill® Plura solid carbide end mill for heavy duty milling

Weldon shank

FHA	38°
BSG	COROMANT
TCDC	h10
TCDCON	h6
ZEFP	4



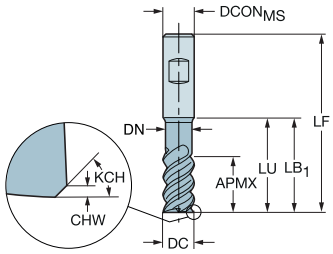

Metric version

DC	CZC$_{MS}$	APMX	CHW	KCH	LU	ZEFP	Ordering code	P P2BM	K P2BM	Dimensions, mm DCON$_{MS}$	LF
6.0	6	13.0	0.10	45°	13.0	4	2P342-0600-PB	★	★	6.0	57.0
8.0	8	18.0	0.10	45°	18.0	4	2P342-0800-PB	★	★	8.0	63.0
10.0	10	22.0	0.15	45°	22.0	4	2P342-1000-PB	★	★	10.0	72.0
12.0	12	26.0	0.15	45°	26.0	4	2P342-1200-PB	★	★	12.0	83.0
14.0	14	30.0	0.15	45°	30.0	4	2P342-1400-PB	★	★	14.0	90.0
16.0	16	34.0	0.25	45°	34.0	4	2P342-1600-PB	★	★	16.0	97.0
20.0	20	42.0	0.25	45°	42.0	4	2P342-2000-PB	★	★	20.0	109.6
25.0	25	52.0	0.25	45°	52.0	4	2P342-2500-PB	★	★	25.0	129.5

Inch version

DC	CZC$_{MS}$	APMX	CHW	KCH	LU	ZEFP	Ordering code	P P2BM	K P2BM	Dimensions, inch DCON$_{MS}$	LF
.250	1/4	.625	.004	45°	.625	4	2P342-0635-PB	★	★	.250	2.500
.313	5/16	.750	.004	45°	.750	4	2P342-0794-PB	★	★	.313	2.500
.375	3/8	.875	.006	45°	.875	4	2P342-0953-PB	★	★	.375	3.000
.438	7/16	1.000	.006	45°	1.000	4	2P342-1111-PB	★	★	.438	3.500
.500	1/2	1.125	.006	45°	1.125	4	2P342-1270-PB	★	★	.500	3.500
.625	5/8	1.315	.010	45°	1.315	4	2P342-1588-PB	★	★	.625	3.780
.750	3/4	1.625	.010	45°	1.625	4	2P342-1905-PB	★	★	.750	4.315

ENG

CoroMill® Plura solid carbide end mill for heavy duty milling

Cylindrical shank

FHA	38°
BSG	COROMANT
TCDC	h10
TCDCON	h6
ZEFP	4



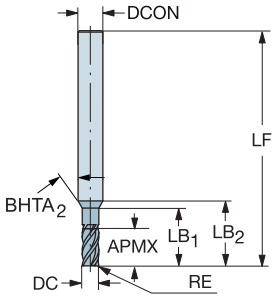

Metric version

DC	CZC_{MS}	APMX	RE	LU	ZEFP	FHA	Ordering code	P P2BM	K P2BM	$DCON_{MS}$	LF	LB_1	LB_2	$BHTA_2$
										Dimensions, mm				
3.0	6	7.0	0.20	7.0	4	38°	2S342-0300-020-PA	★	★	6.0	57.0	13.6	16.2	30°
	6	7.0	0.50	7.0	4	38°	2S342-0300-050-PA	★	★	6.0	57.0	13.6	16.2	30°
4.0	6	9.0	0.20	9.0	4	38°	2S342-0400-020-PA	★	★	6.0	57.0	15.0	16.7	30°
	6	9.0	0.50	9.0	4	38°	2S342-0400-050-PA	★	★	6.0	57.0	15.0	16.7	30°
5.0	6	11.0	0.50	11.0	4	38°	2S342-0500-050-PA	★	★	6.0	57.0	17.0	17.9	30°
	6	11.0	1.00	11.0	4	38°	2S342-0500-100-PA	★	★	6.0	57.0	17.0	17.9	30°

Inch version

DC	CZC_{MS}	APMX	RE	LU	ZEFP	FHA	Ordering code	P P2BM	K P2BM	$DCON_{MS}$	LF	LB_1	LB_2	$BHTA_2$
										Dimensions, inch				
.125	1/4	.313	.015	.313	4	38°	2S342-0318-038-PA	★	★	.250	2.500	.590	.698	30°
.187	1/4	.438	.015	.438	4	38°	2S342-0476-038-PA	★	★	.250	2.500	.625	.679	30°

CoroMill® Plura solid carbide end mill for heavy duty milling

Cylindrical shank

FHA	38°
BSG	COROMANT
TCDC	h10
TCDCON	h6
ZEFP	4



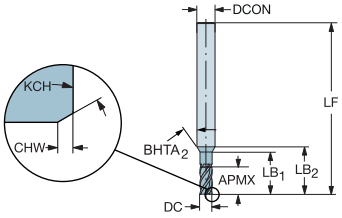

Metric version

DC	CZC_{MS}	APMX	CHW	KCH	LU	ZEFP	Ordering code	P P2BM	K P2BM	Dimensions, mm $DCON_{MS}$	LF	LB_1
2.0	6	5.0	0.05	45°	5.0	4	2P342-0200-PA	★	★	6.0	57.0	10.5
3.0	6	7.0	0.10	45°	7.0	4	2P342-0300-PA	★	★	6.0	57.0	13.6
4.0	6	9.0	0.10	45°	9.0	4	2P342-0400-PA	★	★	6.0	57.0	15.0
5.0	6	11.0	0.10	45°	11.0	4	2P342-0500-PA	★	★	6.0	57.0	17.0

Inch version

DC	CZC_{MS}	APMX	CHW	KCH	LU	ZEFP	Ordering code	P P2BM	K P2BM	Dimensions, inch $DCON_{MS}$	LF	LB_1
.125	1/4	.313	.004	45°	.313	4	2P342-0318-PA	★	★	.250	2.500	.590
.187	1/4	.438	.004	45°	.438	4	2P342-0476-PA	★	★	.250	2.500	.625

ENG

CoroMill® Plura solid carbide end mill for heavy duty milling

Weldon shank

FHA	38°
BSG	COROMANT
TCDC	h10
TCDCON	h6
ZEFP	4



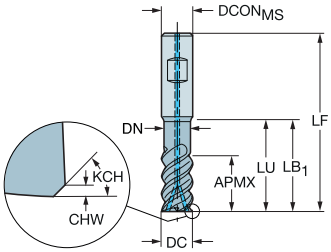

Metric version

DC	CZCMS	APMX	CHW	KCH	LU	CNSC	CXSC	ZEFP	FHA	Ordering code	M	S	Dimensions, mm DCONMS	LF
											M2CM	M2CM		
6.0	6	13.0	0.10	45°	13.0	1	3	4	38°	2P342-0600-CMB	★	☆	6.0	57.0
8.0	8	18.0	0.10	45°	18.0	1	3	4	38°	2P342-0800-CMB	★	☆	8.0	63.0
10.0	10	22.0	0.15	45°	22.0	1	3	4	38°	2P342-1000-CMB	★	☆	10.0	72.0
12.0	12	26.0	0.15	45°	26.0	1	3	4	38°	2P342-1200-CMB	★	☆	12.0	83.0
16.0	16	34.0	0.25	45°	34.0	1	3	4	38°	2P342-1600-CMB	★	☆	16.0	97.0
20.0	20	42.0	0.25	45°	42.0	1	3	4	38°	2P342-2000-CMB	★	☆	20.0	109.6
25.0	25	52.0	0.25	45°	52.0	1	3	4	38°	2P342-2500-CMB	★	☆	25.0	129.5

Inch version

DC	CZCMS	APMX	CHW	KCH	LU	CNSC	CXSC	ZEFP	FHA	Ordering code	M	S	Dimensions, inch DCONMS	LF
											M2CM	M2CM		
.250	1/4	.625	.004	45°	.625	1	3	4	38°	2P342-0635-CMB	★	☆	.250	2.500
.313	5/16	.750	.004	45°	.750	1	3	4	38°	2P342-0794-CMB	★	☆	.313	2.500
.375	3/8	.875	.006	45°	.875	1	3	4	38°	2P342-0953-CMB	★	☆	.375	3.000
.500	1/2	1.125	.006	45°	1.125	1	3	4	38°	2P342-1270-CMB	★	☆	.500	3.500
.625	5/8	1.315	.010	45°	1.315	1	3	4	38°	2P342-1588-CMB	★	☆	.625	3.780
.750	3/4	1.625	.010	45°	1.625	1	3	4	38°	2P342-1905-CMB	★	☆	.750	4.315

CoroMill® Plura solid carbide end mill for heavy duty milling

Weldon shank

FHA	38°
BSG	COROMANT
TCDC	h10
TCDCON	h6
ZEFP	4

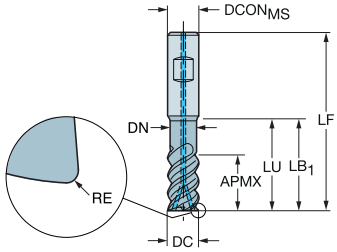

Metric version

DC	CZCMS	APMX	RE	LU	CNSC	CXSC	ZEFP	Ordering code	M M2CM	S M2CM	Dimensions, mm DCONMS	LF
6.0	6	13.0	0.50	13.0	1	3	4	2S342-0600-050CMB	★	☆	6.0	57.0
	6	13.0	1.00	13.0	1	3	4	2S342-0600-100CMB	★	☆	6.0	57.0
8.0	8	18.0	0.50	18.0	1	3	4	2S342-0800-050CMB	★	☆	8.0	63.0
	8	18.0	1.00	18.0	1	3	4	2S342-0800-100CMB	★	☆	8.0	63.0
	8	18.0	1.50	18.0	1	3	4	2S342-0800-150CMB	★	☆	8.0	63.0
	8	18.0	2.00	18.0	1	3	4	2S342-0800-200CMB	★	☆	8.0	63.0
10.0	10	22.0	0.50	22.0	1	3	4	2S342-1000-050CMB	★	☆	10.0	72.0
	10	22.0	1.00	22.0	1	3	4	2S342-1000-100CMB	★	☆	10.0	72.0
	10	22.0	1.50	22.0	1	3	4	2S342-1000-150CMB	★	☆	10.0	72.0
	10	22.0	2.00	22.0	1	3	4	2S342-1000-200CMB	★	☆	10.0	72.0
	10	22.0	3.00	22.0	1	3	4	2S342-1000-300CMB	★	☆	10.0	72.0
12.0	12	26.0	0.50	26.0	1	3	4	2S342-1200-050CMB	★	☆	12.0	83.0
	12	26.0	1.00	26.0	1	3	4	2S342-1200-100CMB	★	☆	12.0	83.0
	12	26.0	1.50	26.0	1	3	4	2S342-1200-150CMB	★	☆	12.0	83.0
	12	26.0	2.00	26.0	1	3	4	2S342-1200-200CMB	★	☆	12.0	83.0
	12	26.0	3.00	26.0	1	3	4	2S342-1200-300CMB	★	☆	12.0	83.0
16.0	16	34.0	0.50	34.0	1	3	4	2S342-1600-050CMB	★	☆	16.0	97.0
	16	34.0	1.00	34.0	1	3	4	2S342-1600-100CMB	★	☆	16.0	97.0
	16	34.0	2.00	34.0	1	3	4	2S342-1600-200CMB	★	☆	16.0	97.0
	16	34.0	3.00	34.0	1	3	4	2S342-1600-300CMB	★	☆	16.0	97.0
	16	34.0	4.00	34.0	1	3	4	2S342-1600-400CMB	★	☆	16.0	97.0
	16	34.0	5.00	34.0	1	3	4	2S342-1600-500CMB	★	☆	16.0	97.0
20.0	20	42.0	1.00	42.0	1	3	4	2S342-2000-100CMB	★	☆	20.0	109.6
	20	42.0	2.00	42.0	1	3	4	2S342-2000-200CMB	★	☆	20.0	109.6
	20	42.0	3.00	42.0	1	3	4	2S342-2000-300CMB	★	☆	20.0	109.6
	20	42.0	4.00	42.0	1	3	4	2S342-2000-400CMB	★	☆	20.0	109.6
	20	42.0	5.00	42.0	1	3	4	2S342-2000-500CMB	★	☆	20.0	109.6
	20	42.0	6.35	42.0	1	3	4	2S342-2000-635CMB	★	☆	20.0	109.6

Inch version

DC	CZCMS	APMX	RE	LU	CNSC	CXSC	ZEFP	Ordering code	M M2CM	S M2CM	Dimensions, inch DCONMS	LF
.250	1/4	.625	.015	.625	1	3	4	2S342-0635-038CMB	★	☆	.250	2.500
	1/4	.625	.030	.625	1	3	4	2S342-0635-076CMB	★	☆	.250	2.500
.313	5/16	.750	.015	.750	1	3	4	2S342-0794-038CMB	★	☆	.313	2.500
.375	3/8	.875	.015	.875	1	3	4	2S342-0953-038CMB	★	☆	.375	3.000
	3/8	.875	.030	.875	1	3	4	2S342-0953-076CMB	★	☆	.375	3.000
	3/8	.875	.060	.875	1	3	4	2S342-0953-152CMB	★	☆	.375	3.000
.500	1/2	1.125	.015	1.125	1	3	4	2S342-1270-038CMB	★	☆	.500	3.500
	1/2	1.125	.030	1.125	1	3	4	2S342-1270-076CMB	★	☆	.500	3.500
	1/2	1.125	.060	1.125	1	3	4	2S342-1270-152CMB	★	☆	.500	3.500
	1/2	1.125	.090	1.125	1	3	4	2S342-1270-229CMB	★	☆	.500	3.500
	1/2	1.125	.120	1.125	1	3	4	2S342-1270-305CMB	★	☆	.500	3.500
.625	5/8	1.315	.030	1.315	1	3	4	2S342-1588-076CMB	★	☆	.625	3.780
	5/8	1.315	.060	1.315	1	3	4	2S342-1588-152CMB	★	☆	.625	3.780
	5/8	1.315	.090	1.315	1	3	4	2S342-1588-229CMB	★	☆	.625	3.780
	5/8	1.315	.120	1.315	1	3	4	2S342-1588-305CMB	★	☆	.625	3.780
.750	3/4	1.625	.030	1.625	1	3	4	2S342-1905-076CMB	★	☆	.750	4.315
	3/4	1.625	.060	1.625	1	3	4	2S342-1905-152CMB	★	☆	.750	4.315
	3/4	1.625	.090	1.625	1	3	4	2S342-1905-229CMB	★	☆	.750	4.315
	3/4	1.625	.120	1.625	1	3	4	2S342-1905-305CMB	★	☆	.750	4.315
	3/4	1.625	.190	1.625	1	3	4	2S342-1905-483CMB	★	☆	.750	4.315

ENG

CoroMill® Plura solid carbide end mill for heavy duty milling

Weldon shank

FHA	38°
BSG	COROMANT
TCDC	h10
TCDCON	h6
ZEFP	5

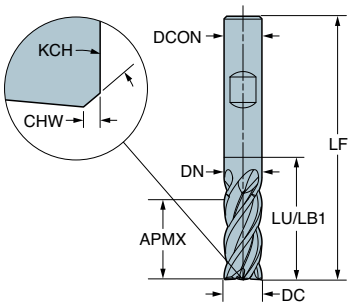

Metric version

DC	CZC_{MS}	APMX	CHW	KCH	LU	ZEFP	FHA	Ordering code	M	S	$DCON_{MS}$	LF
									M2CM	M2CM	Dimensions, mm	
6.0	6	13.0	0.10	45°	13.0	4	38°	2P342-0600-MB	★	☆	6.0	57.0
8.0	8	18.0	0.10	45°	18.0	4	38°	2P342-0800-MB	★	☆	8.0	63.0
10.0	10	22.0	0.15	45°	22.0	4	38°	2P342-1000-MB	★	☆	10.0	72.0
12.0	12	26.0	0.15	45°	26.0	4	38°	2P342-1200-MB	★	☆	12.0	83.0
16.0	16	34.0	0.25	45°	42.0	5	38°	2P342-1600-MB	★	☆	16.0	97.0

Tapping

T100 -HSS

DIN
Metric 39-40
Metric fine 41-42

DIN/ANSI
Metric 43
Metric fine 44-45

JIS
Metric 46
Metric fine 47-48

T400 -HSS

DIN
Metric 49-52
Metric fine 53-55

DIN/ANSI
Metric 56
Metric fine 57

JIS
Metric 58
Metric fine 59

T400 -SC

DIN
Metric 60-61
Metric fine 62

For complete assortment, see www.sandvik.coromant.com

ENG

CoroTap™ 100 cutting tap with straight flutes

Thread form: Metric

DIN 371

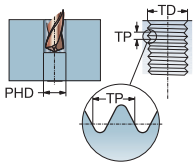

THCHT	C
ULDR	2.5
SUBSTRATE	HSS-E-PM
COATING	DLC TaC

TDZ	TP	LU	CZC_{MS}	THCHT	TCTR	CNSC	CXSC	Ordering code	N	NTPR	Dimensions, mm, inch $DCON_{MS}$	TD	LF	THL	NOF	BSG
M 3	0.50	18.00	3.50 x 2.70	C	6HX	0	0	T100-NM100DA-M3		★	3.5	3.00	56.0	9.0	3	DIN371
		.709									*.138*	*.118*	*2.205*	*.354*		
M 4	0.70	21.00	4.50 x 3.40	C	6HX	0	0	T100-NM100DA-M4		★	4.5	4.00	63.0	12.0	3	DIN371
		.827									*.177*	*.157*	*2.480*	*.472*		
M 5	0.80	25.00	6.00 x 4.90	C	6HX	0	0	T100-NM100DA-M5		★	6.0	5.00	70.0	13.0	3	DIN371
		.984									*.236*	*.197*	*2.756*	*.512*		

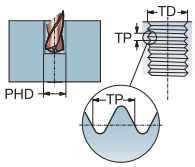

THCHT	C
ULDR	2.5
CXSC	1
SUBSTRATE	HSS-E-PM
COATING	DLC TaC

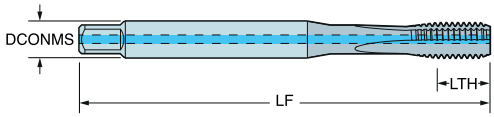

TDZ	TP	LU	CZC_{MS}	THCHT	TCTR	CNSC	CXSC	Ordering code	N	NTPR	Dimensions, mm, inch $DCON_{MS}$	TD	LF	THL	NOF	BSG
M 6	1.00	31.00	6.00 x 4.90	C	6HX	1	1	T100-NM104DA-M6		★	6.0	6.00	80.0	15.0	3	DIN371
		1.220									*.236*	*.236*	*3.150*	*.591*		
M 8	1.25	35.00	8.00 x 6.20	C	6HX	1	1	T100-NM104DA-M8		★	8.0	8.00	90.0	18.0	3	DIN371
		1.378									*.315*	*.315*	*3.543*	*.709*		
M 10	1.50	39.00	10.00 x 8.00	C	6HX	1	1	T100-NM104DA-M10		★	10.0	10.00	100.0	20.0	3	DIN371
		1.535									*.394*	*.394*	*3.937*	*.787*		
M 12	1.75	55.00	9.00 x 7.00	C	6HX	1	1	T100-NM105DA-M12		★	9.0	12.00	110.0	16.0	3	DIN376
		2.165									*.354*	*.472*	*4.331*	*.630*		

CoroTap™ 100 cutting tap with straight flutes

Thread form: Metric

DIN 371

THCHT E
ULDR 2.5
SUBSTRATE HSS-E-PM
COATING DLC TaC

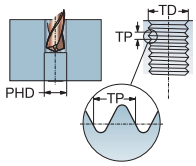

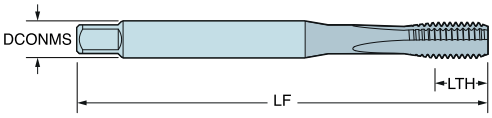

TDZ	TP	LU	CZC_{MS}	THCHT	TCTR	CNSC	CXSC	Ordering code	N1PR	$DCON_{MS}$	TD	LF	THL	NOF	BSG
									N	Dimensions, mm, inch					
M 3	0.50	18.00	3.50 x 2.70	E	6HX	0	0	T100-NM102DA-M3	★	3.5	3.00	56.0	9.0	3	DIN371
		.709								*.138*	*.118*	*2.205*	*.354*		
M 4	0.70	21.00	4.50 x 3.40	E	6HX	0	0	T100-NM102DA-M4	★	4.5	4.00	63.0	12.0	3	DIN371
		.827								*.177*	*.157*	*2.480*	*.472*		
M 5	0.80	25.00	6.00 x 4.90	E	6HX	0	0	T100-NM102DA-M5	★	6.0	5.00	70.0	13.0	3	DIN371
		.984								*.236*	*.197*	*2.756*	*.512*		

THCHT E
ULDR 2.5
CXSC 1
SUBSTRATE HSS-E-PM
COATING DLC TaC

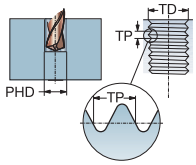

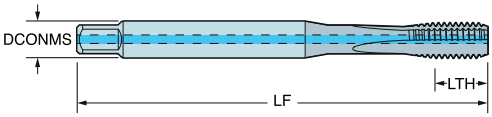

TDZ	TP	LU	CZC_{MS}	THCHT	TCTR	CNSC	CXSC	Ordering code	N1PR	$DCON_{MS}$	TD	LF	THL	NOF	BSG
									N	Dimensions, mm, inch					
M 6	1.00	31.00	6.00 x 4.90	E	6HX	1	1	T100-NM106DA-M6	★	6.0	6.00	80.0	15.0	3	DIN371
		1.220								*.236*	*.236*	*3.150*	*.591*		
M 8	1.25	35.00	8.00 x 6.20	E	6HX	1	1	T100-NM106DA-M8	★	8.0	8.00	90.0	18.0	3	DIN371
		1.378								*.315*	*.315*	*3.543*	*.709*		
M 10	1.50	39.00	10.00 x 8.00	E	6HX	1	1	T100-NM106DA-M10	★	10.0	10.00	100.0	20.0	3	DIN371
		1.535								*.394*	*.394*	*3.937*	*.787*		
M 12	1.75	55.00	9.00 x 7.00	E	6HX	1	1	T100-NM107DA-M12	★	9.0	12.00	110.0	23.0	3	DIN376
		2.165								*.354*	*.472*	*4.331*	*.906*		
M 14	2.00	60.00	11.00 x 9.00	E	6HX	1	1	T100-NM107DA-M14	★	11.0	14.00	110.0	25.0	3	DIN376
		2.362								*.433*	*.551*	*4.331*	*.984*		
M 16	2.00	60.00	12.00 x 9.00	E	6HX	1	1	T100-NM107DA-M16	★	12.0	16.00	110.0	25.0	3	DIN376
		2.362								*.472*	*.630*	*4.331*	*.984*		

ENG

CoroTap™ 100 cutting tap with straight flutes

Thread form: Metric fine

DIN 374

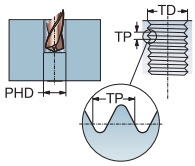

THCHT C
ULDR 2.5
SUBSTRATE HSS-E-PM
COATING DLC TaC

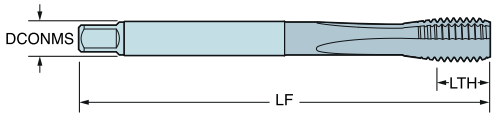

TDZ	TP	LU	CZC_{MS}	THCHT	TCTR	CNSC	CXSC	Ordering code	N/PR	Dimensions, mm, inch $DCON_{MS}$	TD	LF	THL	NOF	BSG
M 3x0.35	0.35	28.00	2.50 x 2.10	C	6HX	0	0	T100-NM101DB-M3X035	★	2.5	3.00	56.0	8.0	3	DIN374
		1.102								*.098*	*.118*	*2.205*	*.315*		
M 4X0.5	0.50	31.50	2.80 x 2.10	C	6HX	0	0	T100-NM101DB-M4X050	★	2.8	4.00	63.0	12.0	3	DIN374
		1.240								*.110*	*.157*	*2.480*	*.472*		
M 5X0.5	0.50	35.00	3.50 x 2.70	C	6HX	0	0	T100-NM101DB-M5X050	★	3.5	5.00	70.0	13.0	3	DIN374
		1.378								*.138*	*.197*	*2.756*	*.512*		

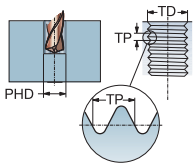

THCHT C
ULDR 2.5
CXSC 1
SUBSTRATE HSS-E-PM
COATING DLC TaC

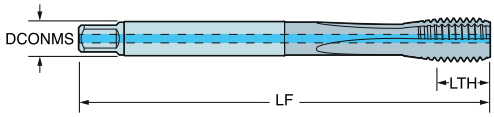

TDZ	TP	LU	CZC_{MS}	THCHT	TCTR	CNSC	CXSC	Ordering code	N/PR	Dimensions, mm, inch $DCON_{MS}$	TD	LF	THL	NOF	BSG
M 6X0.75	0.75	40.00	4.50 x 3.40	C	6HX	1	1	T100-NM105DB-M6X075	★	4.5	6.00	80.0	15.0	3	DIN374
		1.575								*.177*	*.236*	*3.150*	*.591*		
M 8X0.75	0.75	40.00	6.00 x 4.90	C	6HX	1	1	T100-NM105DB-M8X075	★	6.0	8.00	80.0	15.0	3	DIN374
		1.575								*.236*	*.315*	*3.150*	*.591*		
M 10x1	1.00	43.00	7.00 x 5.50	C	6HX	1	1	T100-NM105DB-M10X100	★	7.0	10.00	90.0	18.0	3	DIN374
		1.693								*.276*	*.394*	*3.543*	*.709*		
M 10x1.25	1.25	43.00	7.00 x 5.50	C	6HX	1	1	T100-NM105DB-M10X125	★	7.0	10.00	100.0	20.0	3	DIN374
		1.693								*.276*	*.394*	*3.937*	*.787*		
M 12x1	1.00	50.00	9.00 x 7.00	C	6HX	1	1	T100-NM105DB-M12X100	★	9.0	12.00	100.0	21.0	3	DIN374
		1.969								*.354*	*.472*	*3.937*	*.827*		
M 12x1.25	1.25	50.00	9.00 x 7.00	C	6HX	1	1	T100-NM105DB-M12X125	★	9.0	12.00	100.0	21.0	3	DIN374
		1.969								*.354*	*.472*	*3.937*	*.827*		
M 12x1.5	1.50	50.00	9.00 x 7.00	C	6HX	1	1	T100-NM105DB-M12X150	★	9.0	12.00	100.0	21.0	3	DIN374
		1.969								*.354*	*.472*	*3.937*	*.827*		

CoroTap™ 100 cutting tap with straight flutes

Thread form: Metric fine

DIN 374

THCHT E
ULDR 2.5
SUBSTRATE HSS-E-PM
COATING DLC TaC

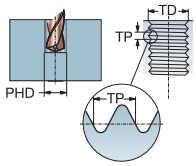

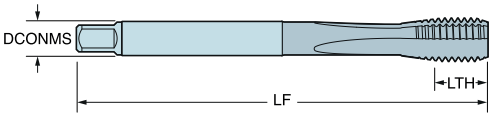

TDZ	TP	LU	CZC_{MS}	THCHT	TCTR	CNSC	CXSC	Ordering code	N / N1PR	Dimensions, mm, inch: $DCON_{MS}$	TD	LF	THL	NOF	BSG
M 3x0.35	0.35	28.00	2.50 x 2.10	E	6HX	0	0	T100-NM103DB-M3X035	★	2.5	3.00	56.0	8.0	3	DIN374
		1.102								*.098*	*.118*	*2.205*	*.315*		
M 4X0.5	0.50	31.50	2.80 x 2.10	E	6HX	0	0	T100-NM103DB-M4X050	★	2.8	4.00	63.0	12.0	3	DIN374
		1.240								*.110*	*.157*	*2.480*	*.472*		
M 5X0.5	0.50	35.00	3.50 x 2.70	E	6HX	0	0	T100-NM103DB-M5X050	★	3.5	5.00	70.0	13.0	3	DIN374
		1.378								*.138*	*.197*	*2.756*	*.512*		

THCHT E
ULDR 2.5
CXSC 1
SUBSTRATE HSS-E-PM
COATING DLC TaC

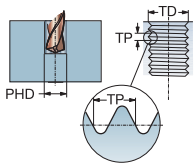

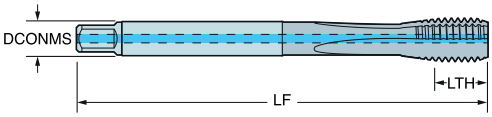

TDZ	TP	LU	CZC_{MS}	THCHT	TCTR	CNSC	CXSC	Ordering code	N / N1PR	Dimensions, mm, inch: $DCON_{MS}$	TD	LF	THL	NOF	BSG
M 6X0.75	0.75	40.00	4.50 x 3.40	E	6HX	1	1	T100-NM107DB-M6X075	★	4.5	6.00	80.0	15.0	3	DIN374
		1.575								*.177*	*.236*	*3.150*	*.591*		
M 8X0.75	0.75	40.00	6.00 x 4.90	E	6HX	1	1	T100-NM107DB-M8X075	★	6.0	8.00	80.0	15.0	3	DIN374
		1.575								*.236*	*.315*	*3.150*	*.591*		
M 10x1	1.00	43.00	7.00 x 5.50	E	6HX	1	1	T100-NM107DB-M10X100	★	7.0	10.00	90.0	18.0	3	DIN374
		1.693								*.276*	*.394*	*3.543*	*.709*		
M 10x1.25	1.25	50.00	7.00 x 5.50	E	6HX	1	1	T100-NM107DB-M10X125	★	7.0	10.00	100.0	20.0	3	DIN374
		1.969								*.276*	*.394*	*3.937*	*.787*		
M 12x1	1.00	50.00	9.00 x 7.00	E	6HX	1	1	T100-NM107DB-M12X100	★	9.0	12.00	100.0	21.0	3	DIN374
		1.969								*.354*	*.472*	*3.937*	*.827*		
M 12x1.25	1.25	50.00	9.00 x 7.00	E	6HX	1	1	T100-NM107DB-M12X125	★	9.0	12.00	100.0	21.0	3	DIN374
		1.969								*.354*	*.472*	*3.937*	*.827*		
M 12x1.5	1.50	50.00	9.00 x 7.00	E	6HX	1	1	T100-NM107DB-M12X150	★	9.0	12.00	100.0	21.0	3	DIN374
		1.969								*.354*	*.472*	*3.937*	*.827*		
M 14x1	1.00	50.00	11.00 x 9.00	E	6HX	1	1	T100-NM107DB-M14X100	★	11.0	14.00	100.0	21.0	3	DIN374
		1.969								*.433*	*.551*	*3.937*	*.827*		
M 14x1.25	1.25	50.00	11.00 x 9.00	E	6HX	1	1	T100-NM107DB-M14X125	★	11.0	14.00	100.0	21.0	3	DIN374
		1.969								*.433*	*.551*	*3.937*	*.827*		
M 14x1.5	1.50	50.00	11.00 x 9.00	E	6HX	1	1	T100-NM107DB-M14X150	★	11.0	14.00	100.0	21.0	3	DIN374
		1.969								*.433*	*.551*	*3.937*	*.827*		
M 16x1.5	1.50	50.00	12.00 x 9.00	E	6HX	1	1	T100-NM107DB-M16X150	★	12.0	16.00	100.0	21.0	3	DIN374
		1.969								*.472*	*.630*	*3.937*	*.827*		

ENG

CoroTap™ 100 cutting tap with straight flutes

Thread form: Metric

DIN/ANSI

THCHT E
ULDR 2.5
SUBSTRATE HSS-E-PM
COATING DLC TaC

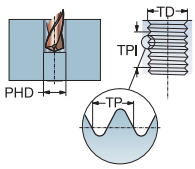

TDZ	TP	LU	CZC_{MS}	THCHT	TCTR	CNSC	CXSC	Ordering code	N/PR	$DCON_{MS}$	TD	LF	THL	NOF	BSG
									N	Dimensions, mm, inch					
M 3	0.50	18.00	.141 x .110	E	6HX	0	0	T100-NM102AA-M3	★	3.6	3.00	56.0	9.0	3	DIN/ANSI
		.709								*.141*	*.118*	*2.205*	*.354*		
M 4	0.70	21.50	.168 x .131	E	6HX	0	0	T100-NM102AA-M4	★	4.3	4.00	63.0	13.0	3	DIN/ANSI
		.846								*.168*	*.157*	*2.480*	*.512*		
M 5	0.80	28.00	.194 x .152	E	6HX	0	0	T100-NM102AA-M5	★	4.9	5.00	70.0	14.0	3	DIN/ANSI
		1.102								*.194*	*.197*	*2.756*	*.551*		

THCHT E
ULDR 2.5
CXSC 1
SUBSTRATE HSS-E-PM
COATING DLC TaC

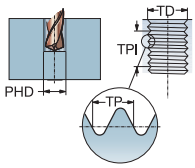

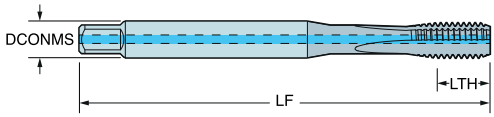

TDZ	TP	LU	CZC_{MS}	THCHT	TCTR	CNSC	CXSC	Ordering code	N/PR	$DCON_{MS}$	TD	LF	THL	NOF	BSG
									N	Dimensions, mm, inch					
M 6	1.00	26.00	.255 x .191	E	6HX	1	1	T100-NM106AA-M6	★	6.5	6.00	80.0	15.0	3	DIN/ANSI
		1.024								*.255*	*.236*	*3.150*	*.591*		
M 8	1.25	33.50	.318 x .238	E	6HX	1	1	T100-NM106AA-M8	★	8.1	8.00	90.0	18.0	3	DIN/ANSI
		1.319								*.318*	*.315*	*3.543*	*.709*		
M 10	1.50	38.00	.381 x .286	E	6HX	1	1	T100-NM106AA-M10	★	9.7	10.00	100.0	20.0	3	DIN/ANSI
		1.496								*.381*	*.394*	*3.937*	*.787*		
M 12	1.75	55.00	.367 x .275	E	6HX	1	1	T100-NM107AA-M12	★	9.3	12.00	110.0	23.0	3	DIN/ANSI
		2.165								*.367*	*.472*	*4.331*	*.906*		
M 14	2.00	55.00	.429 x .322	E	6HX	1	1	T100-NM107AA-M14	★	10.9	14.00	110.0	25.0	3	DIN/ANSI
		2.165								*.429*	*.551*	*4.331*	*.984*		
M 16	2.00	55.00	.480 x .360	E	6HX	1	1	T100-NM107AA-M16	★	12.2	16.00	110.0	25.0	3	DIN/ANSI
		2.165								*.480*	*.630*	*4.331*	*.984*		

CoroTap™ 100 cutting tap with straight flutes

Thread form: Metric fine

DIN/ANSI

THCHT E
ULDR 2.5
SUBSTRATE HSS-E-PM
COATING DLC TaC

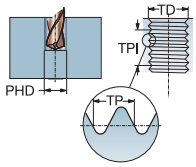

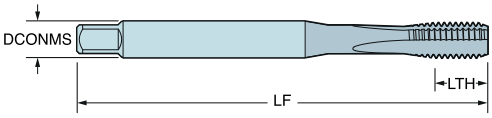

TDZ	TP	LU	CZC_{MS}	THCHT	TCTR	CNSC	CXSC	Ordering code	N	N1PR	Dimensions, mm, inch $DCON_{MS}$	TD	LF	THL	NOF	BSG
M 3x0.35	0.35	28.00	.141 x .110	E	6HX	0	0	T100-NM102AB-M3X035		★	3.6	3.00	56.0	9.0	3	DIN/ANSI
		1.102									*.141*	*.118*	*2.205*	*.354*		
M 4X0.5	0.50	31.50	.168 x .131	E	6HX	0	0	T100-NM102AB-M4X050		★	4.3	4.00	63.0	12.0	3	DIN/ANSI
		1.240									*.168*	*.157*	*2.480*	*.472*		
M 5X0.5	0.50	35.00	.194 x .152	E	6HX	0	0	T100-NM102AB-M5X050		★	4.9	5.00	70.0	13.0	3	DIN/ANSI
		1.378									*.194*	*.197*	*2.756*	*.512*		

THCHT E
ULDR 2.5
CXSC 1
SUBSTRATE HSS-E-PM
COATING DLC TaC

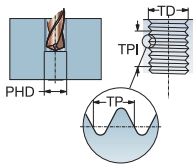

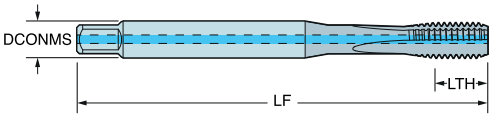

TDZ	TP	LU	CZC_{MS}	THCHT	TCTR	CNSC	CXSC	Ordering code	N	N1PR	Dimensions, mm, inch $DCON_{MS}$	TD	LF	THL	NOF	BSG
M 6X0.75	0.75	40.00	.255 x .191	E	6HX	1	1	T100-NM106AB-M6X075		★	6.5	6.00	80.0	15.0	3	DIN/ANSI
		1.575									*.255*	*.236*	*3.150*	*.591*		
M 8X0.75	0.75	36.00	.318 x .238	E	6HX	1	1	T100-NM106AB-M8X075		★	8.1	8.00	80.0	15.0	3	DIN/ANSI
		1.417									*.318*	*.315*	*3.150*	*.591*		
M 10x1	1.00	43.00	.381 x .286	E	6HX	1	1	T100-NM106AB-M10X100		★	9.7	10.00	90.0	18.0	3	DIN/ANSI
		1.693									*.381*	*.394*	*3.543*	*.709*		
M 10x1.25	1.25	48.00	.381 x .286	E	6HX	1	1	T100-NM106AB-M10X125		★	9.7	10.00	100.0	20.0	3	DIN/ANSI
		1.890									*.381*	*.394*	*3.937*	*.787*		

ENG

CoroTap™ 100 cutting tap with straight flutes

Thread form: Metric fine

DIN/ANSI

THCHT	E
ULDR	2.5
CXSC	1
SUBSTRATE	HSS-E-PM
COATING	DLC TaC

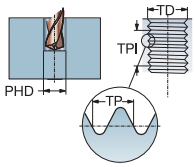

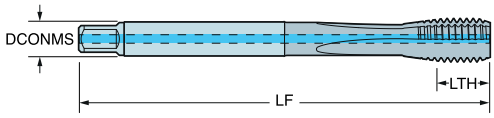

TDZ	TP	LU	CZC_{MS}	THCHT	TCTR	CNSC	CXSC	Ordering code	N/PPR	$DCON_{MS}$	TD	LF	THL	NOF	BSG
									N	Dimensions, mm, inch					
M 12x1	1.00	50.00	.367 x .275	E	6HX	1	1	T100-NM107AB-M12X100	★	9.3	12.00	100.0	21.0	3	DIN/ANSI
		1.969								*.367*	*.472*	*3.937*	*.827*		
M 12x1.25	1.25	50.00	.367 x .275	E	6HX	1	1	T100-NM107AB-M12X125	★	9.3	12.00	100.0	21.0	3	DIN/ANSI
		1.969								*.367*	*.472*	*3.937*	*.827*		
M 12x1.5	1.50	50.00	.367 x .275	E	6HX	1	1	T100-NM107AB-M12X150	★	9.3	12.00	100.0	21.0	3	DIN/ANSI
		1.969								*.367*	*.472*	*3.937*	*.827*		
M 14x1	1.00	50.00	.429 x .322	E	6HX	1	1	T100-NM107AB-M14X100	★	10.9	14.00	100.0	21.0	3	DIN/ANSI
		1.969								*.429*	*.551*	*3.937*	*.827*		
M 14x1.25	1.25	50.00	.429 x .322	E	6HX	1	1	T100-NM107AB-M14X125	★	10.9	14.00	100.0	21.0	3	DIN/ANSI
		1.969								*.429*	*.551*	*3.937*	*.827*		
M 14x1.5	1.50	50.00	.429 x .322	E	6HX	1	1	T100-NM107AB-M14X150	★	10.9	14.00	100.0	21.0	3	DIN/ANSI
		1.969								*.429*	*.551*	*3.937*	*.827*		
M 16x1.5	1.50	50.00	.480 x .360	E	6HX	1	1	T100-NM107AB-M16X150	★	12.2	16.00	100.0	21.0	3	DIN/ANSI
		1.969								*.480*	*.630*	*3.937*	*.827*		

ENG

CoroTap™ 100 cutting tap with straight flutes

Thread form: Metric

JIS-B-4430

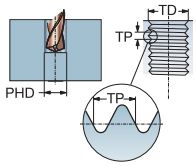

THCHT	E
ULDR	2.5
SUBSTRATE	HSS-E-PM
COATING	DLC TaC

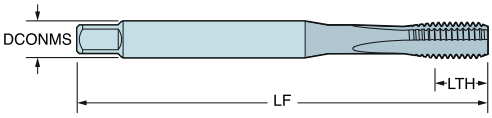

TDZ	TP	LU	CZC_{MS}	THCHT	TCTR	CNSC	CXSC	Ordering code	N	N1PR	Dimensions, mm, inch $DCON_{MS}$	TD	LF	THL	NOF	BSG
M 3	0.50	18.00	4.00 x 3.20	E	6HX	0	0	T100-NM102JA-M3		★	4.0	3.00	46.0	10.0	3	JISB4430
		.709									.157	.118	1.811	.394		
M 4	0.70	21.00	5.00 x 4.00	E	6HX	0	0	T100-NM102JA-M4		★	5.0	4.00	52.0	12.0	3	JISB4430
		.827									.197	.157	2.047	.472		
M 5	0.80	25.00	5.50 x 4.50	E	6HX	0	0	T100-NM102JA-M5		★	5.5	5.00	60.0	13.0	3	JISB4430
		.984									.217	.197	2.362	.512		

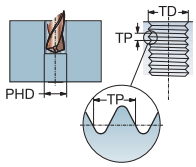

THCHT	E
ULDR	2.5
CXSC	1
SUBSTRATE	HSS-E-PM
COATING	DLC TaC

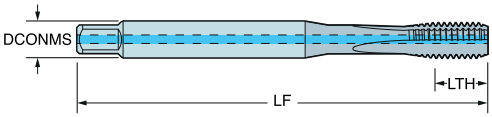

TDZ	TP	LU	CZC_{MS}	THCHT	TCTR	CNSC	CXSC	Ordering code	N	N1PR	Dimensions, mm, inch $DCON_{MS}$	TD	LF	THL	NOF	BSG
M 6	1.00	30.00	6.00 x 4.50	E	6HX	1	1	T100-NM106JA-M6		★	6.0	6.00	62.0	15.0	3	JISB4430
		1.181									.236	.236	2.441	.591		
M 8	1.25	35.00	6.20 x 5.00	E	6HX	1	1	T100-NM107JA-M8		★	6.2	8.00	70.0	18.0	3	JISB4430
		1.378									.244	.315	2.756	.709		
M 10	1.50	39.00	7.00 x 5.50	E	6HX	1	1	T100-NM107JA-M10		★	7.0	10.00	75.0	20.0	3	JISB4430
		1.535									.276	.394	2.953	.787		
M 12	1.75	41.00	8.50 x 6.50	E	6HX	1	1	T100-NM107JA-M12		★	8.5	12.00	82.0	23.0	3	JISB4430
		1.614									.335	.472	3.228	.906		
M 14	2.00	44.00	10.50 x 8.00	E	6HX	1	1	T100-NM107JA-M14		★	10.5	14.00	88.0	25.0	3	JISB4430
		1.732									.413	.551	3.465	.984		
M 16	2.00	47.50	12.50 x 10.00	E	6HX	1	1	T100-NM107JA-M16		★	12.5	16.00	95.0	25.0	3	JISB4430
		1.870									.492	.630	3.740	.984		

ENG

CoroTap™ 100 cutting tap with straight flutes

Thread form: Metric fine

JIS-B-4436

THCHT	E
ULDR	2.5
SUBSTRATE	HSS-E-PM
COATING	DLC TaC

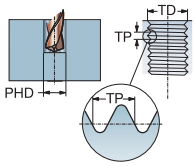

TDZ	TP	LU	CZC_{MS}	THCHT	TCTR	CNSC	CXSC	Ordering code	N/PR	$DCON_{MS}$	TD	LF	THL	NOF	BSG
									N	Dimensions, mm, inch					
M 3x0.35	0.35	18.00	4.00 x 3.20	E	6HX	0	0	T100-NM102JB-M3X035	★	4.0	3.00	46.0	8.0	3	JISB4436
		.709								*.157*	*.118*	*1.811*	*.315*		
M 4X0.5	0.50	21.00	5.00 x 4.00	E	6HX	0	0	T100-NM102JB-M4X050	★	5.0	4.00	52.0	12.0	3	JISB4436
		.827								*.197*	*.157*	*2.047*	*.472*		
M 5X0.5	0.50	25.00	5.50 x 4.50	E	6HX	0	0	T100-NM102JB-M5X050	★	5.5	5.00	52.0	13.0	3	JISB4436
		.984								*.217*	*.197*	*2.047*	*.512*		

CoroTap™ 100 cutting tap with straight flutes

Thread form: Metric fine

JIS-B-4430

THCHT	E
ULDR	2.5
CXSC	1
SUBSTRATE	HSS-E-PM
COATING	DLC TaC

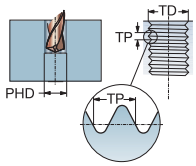

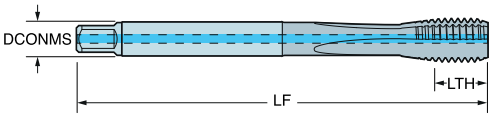

TDZ	TP	LU	CZC_{MS}	THCHT	TCTR	CNSC	CXSC	Ordering code	N / N1PR	Dimensions, mm, inch $DCON_{MS}$	TD	LF	THL	NOF	BSG
M 6X0.75	0.75	31.00	6.00 x 4.50	E	6HX	1	1	T100-NM106JB-M6X075	★	6.0	6.00	62.0	15.0	3	JISB4436
		1.220								*.236*	*.236*	*2.441*	*.591*		
M 8X0.75	0.75	35.00	6.20 x 5.00	E	6HX	1	1	T100-NM107JB-M8X075	★	6.2	8.00	62.0	15.0	3	JISB4436
		1.378								*.244*	*.315*	*2.441*	*.591*		
M 10x1	1.00	43.00	7.00 x 5.50	E	6HX	1	1	T100-NM107JB-M10X100	★	7.0	10.00	70.0	18.0	3	JISB4436
		1.693								*.276*	*.394*	*2.756*	*.709*		
M 10x1.25	1.25	48.00	7.00 x 5.50	E	6HX	1	1	T100-NM107JB-M10X125	★	7.0	10.00	75.0	20.0	3	JISB4436
		1.890								*.276*	*.394*	*2.953*	*.787*		
M 12x1	1.00	50.00	8.50 x 6.50	E	6HX	1	1	T100-NM107JB-M12X100	★	8.5	12.00	70.0	21.0	3	JISB4436
		1.969								*.335*	*.472*	*2.756*	*.827*		
M 12x1.25	1.25	50.00	8.50 x 6.50	E	6HX	1	1	T100-NM107JB-M12X125	★	8.5	12.00	80.0	21.0	3	JISB4436
		1.969								*.335*	*.472*	*3.150*	*.827*		
M 12x1.5	1.50	50.00	8.50 x 6.50	E	6HX	1	1	T100-NM107JB-M12X150	★	8.5	12.00	82.0	21.0	3	JISB4436
		1.969								*.335*	*.472*	*3.228*	*.827*		
M 14x1	1.00	50.00	10.50 x 8.00	E	6HX	1	1	T100-NM107JB-M14X100	★	10.5	14.00	70.0	21.0	3	JISB4436
		1.969								*.413*	*.551*	*2.756*	*.827*		
M 14x1.25	1.25	50.00	10.50 x 8.00	E	6HX	1	1	T100-NM107JB-M14X125	★	10.5	14.00	88.0	21.0	3	JISB4436
		1.969								*.413*	*.551*	*3.465*	*.827*		
M 14x1.5	1.50	50.00	10.50 x 8.00	E	6HX	1	1	T100-NM107JB-M14X150	★	10.5	14.00	88.0	21.0	3	JISB4436
		1.969								*.413*	*.551*	*3.465*	*.827*		
M 16x1.5	1.50	50.00	12.50 x 10.00	E	6HX	1	1	T100-NM107JB-M16X150	★	12.5	16.00	95.0	21.0	3	JISB4436
		1.969								*.492*	*.630*	*3.740*	*.827*		

ENG

CoroTap™ 400 forming tap

Thread form: Metric

DIN 2174

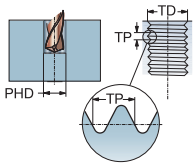

THCHT	C
ULDR	3.0
CXSC	3
SUBSTRATE	HSS-E-PM
COATING	PVD AlCrN

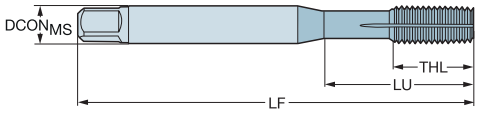

TDZ	LU	CZC$_{MS}$	THCHT	TCTR	Ordering code	P N1PC	M N1PC	N N1PC	S N1PC	Dimensions, mm, inch DCON$_{MS}$	TD	LF	THL	NOF	PHD	BSG
M 2	11.00	2.80 x 2.10	C	6HX	T400-NM100DA-M2	☆	☆	★	☆	2.8	2.00	45.0	4.0	3	1.9	DIN 2174 (371)
	.433									.110	.079	1.772	.157		.073	
M 2.5	14.00	2.80 x 2.10	C	6HX	T400-NM100DA-M2.5	☆	☆	★	☆	2.8	2.50	50.0	4.5	4	2.3	DIN 2174 (371)
	.551									.110	.098	1.969	.177		.091	
M 3	18.00	3.50 x 2.70	C	6HX	T400-NM100DA-M3	☆	☆	★	☆	3.5	3.00	56.0	6.0	4	2.8	DIN 2174 (371)
	.709									.138	.118	2.205	.236		.110	
M 3.5	19.00	4.00 x 3.00	C	6HX	T400-NM100DA-M3.5	☆	☆	★	☆	4.0	3.50	56.0	6.0	4	3.3	DIN 2174 (371)
	.748									.157	.138	2.205	.236		.128	
M 4	21.00	4.50 x 3.40	C	6HX	T400-NM100DA-M4	☆	☆	★	☆	4.5	4.00	63.0	7.5	5	3.7	DIN 2174 (371)
	.827									.177	.157	2.480	.295		.146	
M 5	25.00	6.00 x 4.90	C	6HX	T400-NM100DA-M5	☆	☆	★	☆	6.0	5.00	70.0	8.0	5	4.7	DIN 2174 (371)
	.984									.236	.197	2.756	.315		.183	
M 6	29.00	6.00 x 4.90	C	6HX	T400-NM100DA-M6	☆	☆	★	☆	6.0	6.00	80.0	10.0	5	5.6	DIN 2174 (371)
	1.142									.236	.236	3.150	.394		.220	
M 7	29.00	7.00 x 5.50	C	6HX	T400-NM100DA-M7	☆	☆	★	☆	7.0	7.00	80.0	10.0	5	6.6	DIN 2174 (371)
	1.142									.276	.276	3.150	.394		.260	
M 8	35.00	8.00 x 6.20	C	6HX	T400-NM100DA-M8	☆	☆	★	☆	8.0	8.00	90.0	13.0	5	7.5	DIN 2174 (371)
	1.378									.315	.315	3.543	.512		.293	
M 10	39.00	10.00 x 8.00	C	6HX	T400-NM100DA-M10	☆	☆	★	☆	10.0	10.00	100.0	15.0	6	9.4	DIN 2174 (371)
	1.535									.394	.394	3.937	.591		.368	

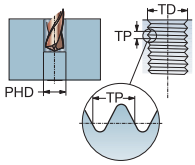

THCHT	C
ULDR	3.0
SUBSTRATE	HSS-E-PM
COATING	PVD AlCrN

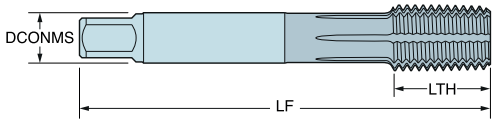

TDZ	LU	CZC$_{MS}$	THCHT	TCTR	Ordering code	P N1PC	M N1PC	N N1PC	S N1PC	Dimensions, mm, inch DCON$_{MS}$	TD	LF	THL	NOF	PHD	BSG
M 12	44.00	9.00 x 7.00	C	6HX	T400-NM101DA-M12	☆	☆	★	☆	9.0	12.00	110.0	18.0	8	11.3	DIN 2174 (376)
	1.732									.354	.472	4.331	.709		.443	
M 14	45.00	11.00 x 9.00	C	6HX	T400-NM101DA-M14	☆	☆	★	☆	11.0	14.00	110.0	20.0	8	13.1	DIN 2174 (376)
	1.772									.433	.551	4.331	.787		.516	
M 16	45.00	12.00 x 9.00	C	6HX	T400-NM101DA-M16	☆	☆	★	☆	12.0	16.00	110.0	20.0	8	15.1	DIN 2174 (376)
	1.772									.472	.630	4.331	.787		.594	
M 20	53.00	16.00 x 12.00	C	6HX	T400-NM101DA-M20	☆	☆	★	☆	16.0	20.00	140.0	25.0	8	18.9	DIN 2174 (376)
	2.087									.630	.787	5.512	.984		.744	

ENG

CoroTap™ 400 forming tap

Thread form: Metric

DIN 2174

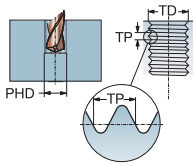

THCHT	E
ULDR	3.0
CXSC	3
SUBSTRATE	HSS-E-PM
COATING	PVD AlCrN

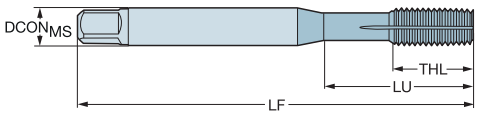

						P	M	N	S	Dimensions, mm, inch						
TDZ	LU	CZC_{MS}	THCHT	TCTR	Ordering code	N1PC	N1PC	N1PC	N1PC	$DCON_{MS}$	TD	LF	THL	NOF	PHD	BSG
M 2	11.00	2.80 x 2.10	E	6HX	T400-NM102DA-M2	☆	☆	★	☆	2.8	2.00	45.0	4.0	3	1.9	DIN 2174 (371)
	.433									.110	.079	1.772	.157		.073	
M 2.5	14.00	2.80 x 2.10	E	6HX	T400-NM102DA-M2.5	☆	☆	★	☆	2.8	2.50	50.0	4.5	4	2.3	DIN 2174 (371)
	.551									.110	.098	1.969	.177		.091	
M 3	18.00	3.50 x 2.70	E	6HX	T400-NM102DA-M3	☆	☆	★	☆	3.5	3.00	56.0	6.0	4	2.8	DIN 2174 (371)
	.709									.138	.118	2.205	.236		.110	
M 3.5	19.00	4.00 x 3.00	E	6HX	T400-NM102DA-M3.5	☆	☆	★	☆	4.0	3.50	56.0	6.0	4	3.3	DIN 2174 (371)
	.748									.157	.138	2.205	.236		.128	
M 4	21.00	4.50 x 3.40	E	6HX	T400-NM102DA-M4	☆	☆	★	☆	4.5	4.00	63.0	7.5	5	3.7	DIN 2174 (371)
	.827									.177	.157	2.480	.295		.146	
M 5	25.00	6.00 x 4.90	E	6HX	T400-NM102DA-M5	☆	☆	★	☆	6.0	5.00	70.0	8.0	5	4.7	DIN 2174 (371)
	.984									.236	.197	2.756	.315		.183	
M 6	29.00	6.00 x 4.90	E	6HX	T400-NM102DA-M6	☆	☆	★	☆	6.0	6.00	80.0	10.0	5	5.6	DIN 2174 (371)
	1.142									.236	.236	3.150	.394		.220	
M 8	35.00	8.00 x 6.20	E	6HX	T400-NM102DA-M8	☆	☆	★	☆	8.0	8.00	90.0	13.0	5	7.5	DIN 2174 (371)
	1.378									.315	.315	3.543	.512		.293	
M 10	39.00	10.00 x 8.00	E	6HX	T400-NM102DA-M10	☆	☆	★	☆	10.0	10.00	100.0	15.0	6	9.4	DIN 2174 (371)
	1.535									.394	.394	3.937	.591		.368	

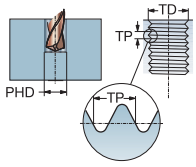

THCHT	E
ULDR	3.0
SUBSTRATE	HSS-E-PM
COATING	PVD AlCrN

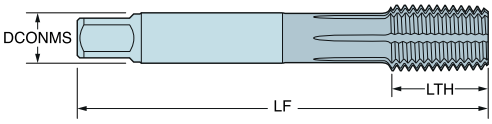

						P	M	N	S	Dimensions, mm, inch						
TDZ	LU	CZC_{MS}	THCHT	TCTR	Ordering code	N1PC	N1PC	N1PC	N1PC	$DCON_{MS}$	TD	LF	THL	NOF	PHD	BSG
M 12	44.00	9.00 x 7.00	E	6HX	T400-NM103DA-M12	☆	☆	★	☆	9.0	12.00	110.0	18.0	8	11.3	DIN 2174 (376)
	1.732									.354	.472	4.331	.709		.443	
M 14	45.00	11.00 x 9.00	E	6HX	T400-NM103DA-M14	☆	☆	★	☆	11.0	14.00	110.0	20.0	8	13.1	DIN 2174 (376)
	1.772									.433	.551	4.331	.787		.516	
M 16	45.00	12.00 x 9.00	E	6HX	T400-NM103DA-M16	☆	☆	★	☆	12.0	16.00	110.0	20.0	8	15.1	DIN 2174 (376)
	1.772									.472	.630	4.331	.787		.594	
M 20	53.00	16.00 x 12.00	E	6HX	T400-NM103DA-M20	☆	☆	★	☆	16.0	20.00	140.0	25.0	8	18.9	DIN 2174 (376)
	2.087									.630	.787	5.512	.984		.744	

ENG

CoroTap™ 400 forming tap

Thread form: Metric

DIN 2174

THCHT	C
ULDR	3.0
CXSC	3
SUBSTRATE	HSS-E-PM
COATING	PVD AlCrN

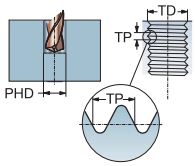

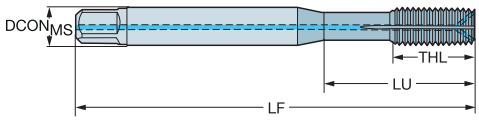

TDZ	LU	CZC_{MS}	THCHT	TCTR	CNSC	CXSC	Ordering code	P N1PC	M N1PC	N N1PC	S N1PC	$DCON_{MS}$	TD	LF	THL	NOF	BSG
M 5	25.00	6.00 x 4.90	C	6HX	1	3	T400-NM108DA-M5	☆	☆	★	☆	6.0	5.00	70.0	8.0	5	DIN 2174 (371)
	.984											*.236*	*.197*	*2.756*	*.315*		
M 6	29.00	6.00 x 4.90	C	6HX	1	3	T400-NM108DA-M6	☆	☆	★	☆	6.0	6.00	80.0	10.0	5	DIN 2174 (371)
	1.142											*.236*	*.236*	*3.150*	*.394*		
M 8	35.00	8.00 x 6.20	C	6HX	1	3	T400-NM108DA-M8	☆	☆	★	☆	8.0	8.00	90.0	13.0	5	DIN 2174 (371)
	1.378											*.315*	*.315*	*3.543*	*.512*		

THCHT	C
ULDR	3.0
CXSC	3
SUBSTRATE	HSS-E-PM
COATING	PVD AlCrN

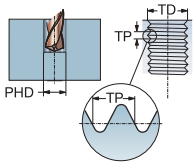

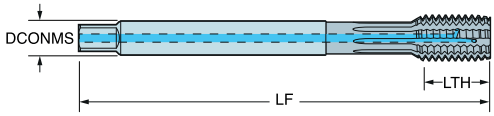

TDZ	LU	CZC_{MS}	THCHT	TCTR	Ordering code	P N1PC	M N1PC	N N1PC	S N1PC	$DCON_{MS}$	TD	LF	THL	NOF	PHD	BSG
M 10	36.00	10.00 x 8.00	C	6HX	T400-NM109DA-M10	☆	☆	★	☆	10.0	10.00	100.0	15.0	6	9.4	DIN 2174 (371)
	1.417									*.394*	*.394*	*3.937*	*.591*		*.368*	
M 12	44.00	9.00 x 7.00	C	6HX	T400-NM109DA-M12	☆	☆	★	☆	9.0	12.00	110.0	18.0	8	11.3	DIN 2174 (376)
	1.732									*.354*	*.472*	*4.331*	*.709*		*.443*	
M 14	45.00	11.00 x 9.00	C	6HX	T400-NM109DA-M14	☆	☆	★	☆	11.0	14.00	110.0	20.0	8	13.1	DIN 2174 (376)
	1.772									*.433*	*.551*	*4.331*	*.787*		*.516*	
M 16	45.00	12.00 x 9.00	C	6HX	T400-NM109DA-M16	☆	☆	★	☆	12.0	16.00	110.0	20.0	8	15.1	DIN 2174 (376)
	1.772									*.472*	*.630*	*4.331*	*.787*		*.594*	
M 20	53.00	16.00 x 12.00	C	6HX	T400-NM109DA-M20	☆	☆	★	☆	16.0	20.00	140.0	25.0	8	18.9	DIN 2174 (376)
	2.087									*.630*	*.787*	*5.512*	*.984*		*.744*	
M 24	65.00	18.00 x 14.50	C	6HX	T400-NM109DA-M24	☆	☆	★	☆	18.0	24.00	140.0	30.0	8	22.7	DIN 2174 (376)
	2.559									*.709*	*.945*	*5.512*	*1.181*		*.894*	
M 27	73.00	20.00 x 16.00	C	6HX	T400-NM109DA-M27	☆	☆	★	☆	20.0	27.00	160.0	30.0	8	25.7	DIN 2174 (376)
	2.874									*.787*	*1.063*	*6.299*	*1.181*		*1.012*	
M 30	80.00	22.00 x 18.00	C	6HX	T400-NM109DA-M30	☆	☆	★	☆	22.0	30.00	180.0	35.0	8	28.5	DIN 2174 (376)
	3.150									*.866*	*1.181*	*7.087*	*1.378*		*1.120*	

CoroTap™ 400 forming tap

Thread form: Metric

DIN 2174

THCHT	E
ULDR	3.0
CXSC	3
SUBSTRATE	HSS-E-PM
COATING	PVD AlCrN

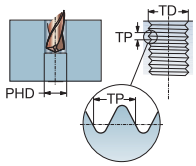

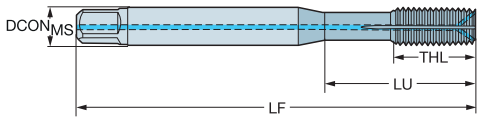

TDZ	LU	CZC_{MS}	THCHT	TCTR	Ordering code	P N1PC	M N1PC	N N1PC	S N1PC	$DCON_{MS}$	TD	LF	THL	NOF	PHD	BSG
M 5	25.00	6.00 x 4.90	E	6HX	T400-NM110DA-M5	☆	☆	★	☆	6.0	5.00	70.0	8.0	5	4.7	DIN 2174 (371)
	.984									*.236*	*.197*	*2.756*	*.315*		*.183*	
M 6	29.00	6.00 x 4.90	E	6HX	T400-NM110DA-M6	☆	☆	★	☆	6.0	6.00	80.0	10.0	5	5.6	DIN 2174 (371)
	1.142									*.236*	*.236*	*3.150*	*.394*		*.220*	
M 8	35.00	8.00 x 6.20	E	6HX	T400-NM110DA-M8	☆	☆	★	☆	8.0	8.00	90.0	13.0	5	7.5	DIN 2174 (371)
	1.378									*.315*	*.315*	*3.543*	*.512*		*.293*	

THCHT	E
ULDR	3.0
CXSC	3
SUBSTRATE	HSS-E-PM
COATING	PVD AlCrN

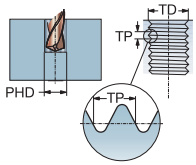

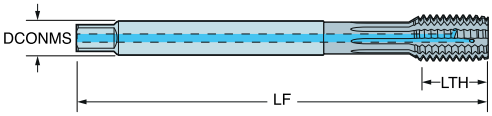

TDZ	LU	CZC_{MS}	THCHT	TCTR	Ordering code	P N1PC	M N1PC	N N1PC	S N1PC	$DCON_{MS}$	TD	LF	THL	NOF	PHD	BSG
M 10	36.00	10.00 x 8.00	E	6HX	T400-NM111DA-M10	☆	☆	★	☆	10.0	10.00	100.0	15.0	6	9.4	DIN 2174 (371)
	1.417									*.394*	*.394*	*3.937*	*.591*		*.368*	
M 12	44.00	9.00 x 7.00	E	6HX	T400-NM111DA-M12	☆	☆	★	☆	9.0	12.00	110.0	18.0	8	11.3	DIN 2174 (376)
	1.732									*.354*	*.472*	*4.331*	*.709*		*.443*	
M 14	45.00	11.00 x 9.00	E	6HX	T400-NM111DA-M14	☆	☆	★	☆	11.0	14.00	110.0	20.0	8	13.1	DIN 2174 (376)
	1.772									*.433*	*.551*	*4.331*	*.787*		*.516*	
M 16	45.00	12.00 x 9.00	E	6HX	T400-NM111DA-M16	☆	☆	★	☆	12.0	16.00	110.0	20.0	8	15.1	DIN 2174 (376)
	1.772									*.472*	*.630*	*4.331*	*.787*		*.594*	
M 20	53.00	16.00 x 12.00	E	6HX	T400-NM111DA-M20	☆	☆	★	☆	16.0	20.00	140.0	25.0	8	18.9	DIN 2174 (376)
	2.087									*.630*	*.787*	*5.512*	*.984*		*.744*	

ENG

CoroTap™ 400 forming tap

Thread form: Metric fine

DIN 2174

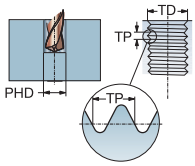

THCHT	C
ULDR	3.0
SUBSTRATE	HSS-E-PM
COATING	PVD AlCrN

TDZ	LU	CZC_{MS}	THCHT	TCTR	Ordering code	P N1PC	M N1PC	N N1PC	S N1PC	Dimensions, mm, inch $DCON_{MS}$	TD	LF	THL	NOF	BSG
MF 4x0.5	21.00	4.50 x 3.40	C	6HX	T400-NM100DB-M4X050	☆	☆	★	☆	4.5	4.00	63.0	7.0	5	DIN 2174 (371)
	.827									*.177*	*.157*	*2.480*	*.276*		
MF 5x0.5	25.00	6.00 x 4.90	C	6HX	T400-NM100DB-M5X050	☆	☆	★	☆	6.0	5.00	70.0	8.0	5	DIN 2174 (371)
	.984									*.236*	*.197*	*2.756*	*.315*		
MF 6x0.75	29.00	6.00 x 4.90	C	6HX	T400-NM100DB-M6X075	☆	☆	★	☆	6.0	6.00	80.0	10.0	5	DIN 2174 (371)
	1.142									*.236*	*.236*	*3.150*	*.394*		
MF 8x1	35.00	8.00 x 6.20	C	6HX	T400-NM100DB-M8X100	☆	☆	★	☆	8.0	8.00	90.0	13.0	5	DIN 2174 (371)
	1.378									*.315*	*.315*	*3.543*	*.512*		

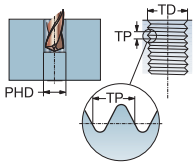

THCHT	C
ULDR	3.0
SUBSTRATE	HSS-E-PM
COATING	PVD AlCrN

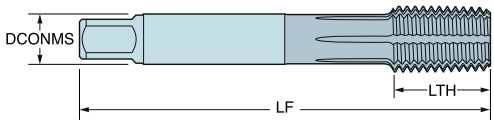

TDZ	LU	CZC_{MS}	THCHT	TCTR	Ordering code	P N1PC	M N1PC	N N1PC	S N1PC	Dimensions, mm, inch $DCON_{MS}$	TD	LF	THL	NOF	PHD	BSG
MF 10x1	39.00	10.00 x 8.00	C	6HX	T400-NM101DB-M10X100	☆	☆	★	☆	10.0	10.00	90.0	13.0	6	9.6	DIN 2174 (371)
	1.535									*.394*	*.394*	*3.543*	*.512*		*.376*	
MF 12x1	40.00	9.00 x 7.00	C	6HX	T400-NM101DB-M12X100	☆	☆	★	☆	9.0	12.00	100.0	13.0	8	11.6	DIN 2174 (374)
	1.575									*.354*	*.472*	*3.937*	*.512*		*.455*	
MF 12x1.25	40.00	9.00 x 7.00	C	6HX	T400-NM101DB-M12X125	☆	☆	★	☆	9.0	12.00	100.0	13.0	8	11.5	DIN 2174 (374)
	1.575									*.354*	*.472*	*3.937*	*.512*		*.451*	
MF 12x1.5	40.00	9.00 x 7.00	C	6HX	T400-NM101DB-M12X150	☆	☆	★	☆	9.0	12.00	100.0	15.0	8	11.3	DIN 2174 (374)
	1.575									*.354*	*.472*	*3.937*	*.591*		*.445*	
MF 14x1.5	40.00	11.00 x 9.00	C	6HX	T400-NM101DB-M14X150	☆	☆	★	☆	11.0	14.00	100.0	15.0	8	13.3	DIN 2174 (374)
	1.575									*.433*	*.551*	*3.937*	*.591*		*.524*	
MF 16x1.5	40.00	12.00 x 9.00	C	6HX	T400-NM101DB-M16X150	☆	☆	★	☆	12.0	16.00	100.0	15.0	8	15.3	DIN 2174 (374)
	1.575									*.472*	*.630*	*3.937*	*.591*		*.602*	
MF 18x1.5	45.00	14.00 x 11.00	C	6HX	T400-NM101DB-M18X150	☆	☆	★	☆	14.0	18.00	110.0	15.0	8	17.3	DIN 2174 (374)
	1.772									*.551*	*.709*	*4.331*	*.591*		*.681*	
MF 20x1.5	45.00	16.00 x 12.00	C	6HX	T400-NM101DB-M20X150	☆	☆	★	☆	16.0	20.00	125.0	15.0	8	19.3	DIN 2174 (374)
	1.772									*.630*	*.787*	*4.921*	*.591*		*.760*	

CoroTap™ 400 forming tap

Thread form: Metric fine

DIN 2174

THCHT E
ULDR 3.0
SUBSTRATE HSS-E-PM
COATING PVD AlCrN

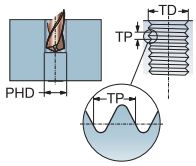

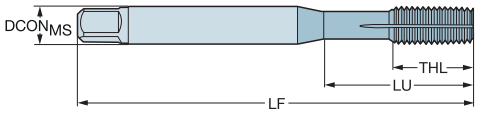

TDZ	LU	CZC_{MS}	THCHT	TCTR	Ordering code	P N1PC	M N1PC	N N1PC	S N1PC	$DCON_{MS}$	TD	LF	THL	NOF	BSG
MF 8x1	35.00	8.00 x 6.20	E	6HX	T400-NM102DB-M8X100	☆	☆	★	☆	8.0	8.00	90.0	13.0	5	DIN 2174 (371)
	1.378									*.315*	*.315*	*3.543*	*.512*		

THCHT E
ULDR 3.0
SUBSTRATE HSS-E-PM
COATING PVD AlCrN

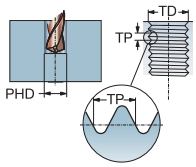

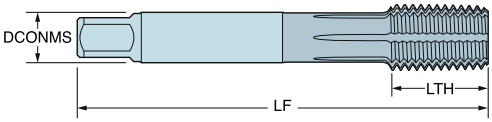

TDZ	LU	CZC_{MS}	THCHT	TCTR	Ordering code	P N1PC	M N1PC	N N1PC	S N1PC	$DCON_{MS}$	TD	LF	THL	NOF	PHD	BSG
MF 10x1	39.00	10.00 x 8.00	E	6HX	T400-NM103DB-M10X100	☆	☆	★	☆	10.0	10.00	90.0	13.0	6	9.6	DIN 2174 (371)
	1.535									*.394*	*.394*	*3.543*	*.512*		*.376*	
MF 12x1	40.00	9.00 x 7.00	E	6HX	T400-NM103DB-M12X100	☆	☆	★	☆	9.0	12.00	100.0	13.0	8	11.6	DIN 2174 (374)
	1.575									*.354*	*.472*	*3.937*	*.512*		*.455*	
MF 12x1.25	40.00	9.00 x 7.00	E	6HX	T400-NM103DB-M12X125	☆	☆	★	☆	9.0	12.00	100.0	13.0	8	11.5	DIN 2174 (374)
	1.575									*.354*	*.472*	*3.937*	*.512*		*.451*	
MF 12x1.5	40.00	9.00 x 7.00	E	6HX	T400-NM103DB-M12X150	☆	☆	★	☆	9.0	12.00	100.0	15.0	8	11.3	DIN 2174 (374)
	1.575									*.354*	*.472*	*3.937*	*.591*		*.445*	
MF 14x1.5	40.00	11.00 x 9.00	E	6HX	T400-NM103DB-M14X150	☆	☆	★	☆	11.0	14.00	100.0	15.0	8	13.3	DIN 2174 (374)
	1.575									*.433*	*.551*	*3.937*	*.591*		*.524*	
MF 16x1.5	40.00	12.00 x 9.00	E	6HX	T400-NM103DB-M16X150	☆	☆	★	☆	12.0	16.00	100.0	15.0	8	15.3	DIN 2174 (374)
	1.575									*.472*	*.630*	*3.937*	*.591*		*.602*	

ENG

CoroTap™ 400 forming tap

Thread form: Metric fine

DIN 2174

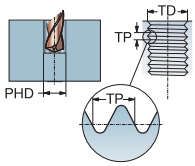

THCHT	C
ULDR	3.0
CXSC	3
SUBSTRATE	HSS-E-PM
COATING	PVD AlCrN

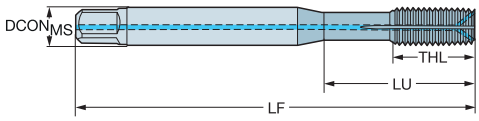

TDZ	LU	CZC_{MS}	THCHT	TCTR	CNSC	CXSC	Ordering code	P N1PC	M N1PC	N N1PC	S N1PC	Dimensions, mm, inch $DCON_{MS}$	TD	LF	THL	NOF	BSG
MF 5x0.5	25.00	6.00 x 4.90	C	6HX	1	3	T400-NM108DB-M5X050	☆	☆	★	☆	6.0	5.00	70.0	8.0	5	DIN 2174 (371)
	.984											*.236*	*.197*	*2.756*	*.315*		
MF 6x0.75	29.00	6.00 x 4.90	C	6HX	1	3	T400-NM108DB-M6X075	☆	☆	★	☆	6.0	6.00	80.0	10.0	5	DIN 2174 (371)
	1.142											*.236*	*.236*	*3.150*	*.394*		
MF 8x1	35.00	8.00 x 6.20	C	6HX	1	3	T400-NM108DB-M8X100	☆	☆	★	☆	8.0	8.00	90.0	13.0	5	DIN 2174 (371)
	1.378											*.315*	*.315*	*3.543*	*.512*		

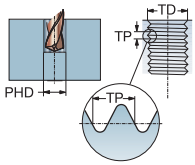

THCHT	C
ULDR	3.0
CXSC	3
SUBSTRATE	HSS-E-PM
COATING	PVD AlCrN

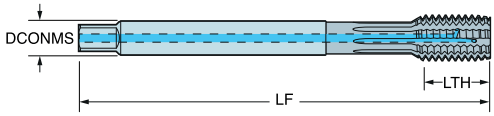

TDZ	LU	CZC_{MS}	THCHT	TCTR	Ordering code	P N1PC	M N1PC	N N1PC	S N1PC	Dimensions, mm, inch $DCON_{MS}$	TD	LF	THL	NOF	PHD	BSG
MF 10x1	39.00	10.00 x 8.00	C	6HX	T400-NM109DB-M10X100	☆	☆	★	☆	10.0	10.00	90.0	13.0	6	9.6	DIN 2174 (371)
	1.535									*.394*	*.394*	*3.543*	*.512*		*.376*	
MF 12x1	40.00	9.00 x 7.00	C	6HX	T400-NM109DB-M12X100	☆	☆	★	☆	9.0	12.00	100.0	13.0	8	11.6	DIN 2174 (374)
	1.575									*.354*	*.472*	*3.937*	*.512*		*.455*	
MF 12x1.25	40.00	9.00 x 7.00	C	6HX	T400-NM109DB-M12X125	☆	☆	★	☆	9.0	12.00	100.0	13.0	8	11.5	DIN 2174 (374)
	1.575									*.354*	*.472*	*3.937*	*.512*		*.451*	
MF 12x1.5	40.00	9.00 x 7.00	C	6HX	T400-NM109DB-M12X150	☆	☆	★	☆	9.0	12.00	100.0	15.0	8	11.3	DIN 2174 (374)
	1.575									*.354*	*.472*	*3.937*	*.591*		*.445*	
MF 14x1.5	40.00	11.00 x 9.00	C	6HX	T400-NM109DB-M14X150	☆	☆	★	☆	11.0	14.00	100.0	15.0	8	13.3	DIN 2174 (374)
	1.575									*.433*	*.551*	*3.937*	*.591*		*.524*	
MF 16x1.5	40.00	12.00 x 9.00	C	6HX	T400-NM109DB-M16X150	☆	☆	★	☆	12.0	16.00	100.0	15.0	8	15.3	DIN 2174 (374)
	1.575									*.472*	*.630*	*3.937*	*.591*		*.602*	

ENG

CoroTap™ 400 forming tap

Thread form: Metric

DIN/ANSI

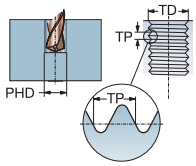

THCHT	C
ULDR	3.0
SUBSTRATE	HSS-E-PM
COATING	PVD AlCrN

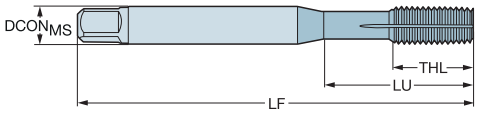

TDZ	LU	CZC_{MS}	THCHT	TCTR	CNSC	CXSC	Ordering code	P N1PC	M N1PC	N N1PC	S N1PC	Dimensions, mm, inch $DCON_{MS}$	TD	LF	THL	NOF	BSG
M 3	17.00	.141 x .110	C	6HX	0	0	T400-NM100AA-M3	☆	☆	★	☆	3.6	3.00	56.0	5.0	4	DIN/ANSI
	.669											*.141*	*.118*	*2.205*	*.197*		
M 4	21.00	.168 x .131	C	6HX	0	0	T400-NM100AA-M4	☆	☆	★	☆	4.3	4.00	63.0	7.0	5	DIN/ANSI
	.827											*.168*	*.157*	*2.480*	*.276*		
M 5	25.00	.194 x .152	C	6HX	0	0	T400-NM100AA-M5	☆	☆	★	☆	4.9	5.00	70.0	8.0	5	DIN/ANSI
	.984											*.194*	*.197*	*2.756*	*.315*		
M 6	29.00	.255 x .191	C	6HX	0	0	T400-NM100AA-M6	☆	☆	★	☆	6.5	6.00	80.0	10.0	5	DIN/ANSI
	1.142											*.255*	*.236*	*3.150*	*.394*		
M 8	35.00	.318 x .238	C	6HX	0	0	T400-NM100AA-M8	☆	☆	★	☆	8.1	8.00	90.0	13.0	5	DIN/ANSI
	1.378											*.318*	*.315*	*3.543*	*.512*		
M 10	39.00	.381 x .286	C	6HX	0	0	T400-NM100AA-M10	☆	☆	★	☆	9.7	10.00	100.0	15.0	6	DIN/ANSI
	1.535											*.381*	*.394*	*3.937*	*.591*		

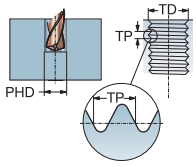

THCHT	C
ULDR	3.0
SUBSTRATE	HSS-E-PM
COATING	PVD AlCrN

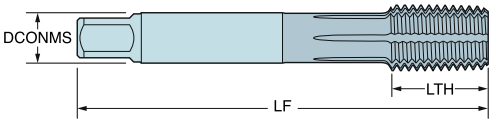

TDZ	LU	CZC_{MS}	THCHT	TCTR	CNSC	CXSC	Ordering code	P N1PC	M N1PC	N N1PC	S N1PC	Dimensions, mm, inch $DCON_{MS}$	TD	LF	THL	NOF	BSG
M 12	44.00	.367 x .275	C	6HX	0	0	T400-NM101AA-M12	☆	☆	★	☆	9.3	12.00	110.0	18.0	8	DIN/ANSI
	1.732											*.367*	*.472*	*4.331*	*.709*		
M 14	45.00	.429 x .322	C	6HX	0	0	T400-NM101AA-M14	☆	☆	★	☆	10.9	14.00	110.0	20.0	8	DIN/ANSI
	1.772											*.429*	*.551*	*4.331*	*.787*		
M 16	45.00	.480 x .360	C	6HX	0	0	T400-NM101AA-M16	☆	☆	★	☆	12.2	16.00	110.0	20.0	8	DIN/ANSI
	1.772											*.480*	*.630*	*4.331*	*.787*		

ENG

CoroTap™ 400 forming tap

Thread form: Metric fine

DIN/ANSI

THCHT C
ULDR 3.0
SUBSTRATE HSS-E-PM
COATING PVD AlCrN

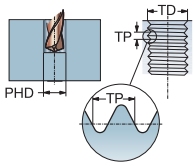

TDZ	LU	CZC_{MS}	THCHT	TCTR	CNSC	CXSC	Ordering code	P N1PC	M N1PC	N N1PC	S N1PC	Dimensions, mm, inch $DCON_{MS}$	TD	LF	THL	NOF	BSG
MF 4x0.5	21.00	.168 x .131	C	6HX	0	0	T400-NM100AB-M4X050	☆	☆	★	☆	4.3	4.00	63.0	7.0	5	DIN/ANSI
	.827											*.168*	*.157*	*2.480*	*.276*		
MF 5x0.5	25.00	.194 x .152	C	6HX	0	0	T400-NM100AB-M5X050	☆	☆	★	☆	4.9	5.00	70.0	8.0	5	DIN/ANSI
	.984											*.194*	*.197*	*2.756*	*.315*		
MF 6x0.75	29.00	.255 x .191	C	6HX	0	0	T400-NM100AB-M6X075	☆	☆	★	☆	6.5	6.00	80.0	10.0	5	DIN/ANSI
	1.142											*.255*	*.236*	*3.150*	*.394*		
MF 8x1	35.00	.318 x .238	C	6HX	0	0	T400-NM100AB-M8X100	☆	☆	★	☆	8.1	8.00	90.0	13.0	5	DIN/ANSI
	1.378											*.318*	*.315*	*3.543*	*.512*		

THCHT C
ULDR 3.0
SUBSTRATE HSS-E-PM
COATING PVD AlCrN

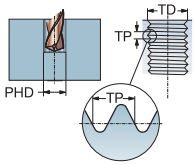

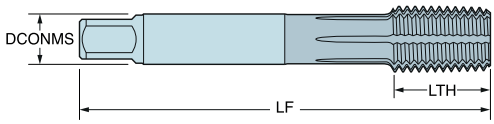

TDZ	LU	CZC_{MS}	THCHT	TCTR	CNSC	CXSC	Ordering code	P N1PC	M N1PC	N N1PC	S N1PC	Dimensions, mm, inch $DCON_{MS}$	TD	LF	THL	NOF	BSG
MF 10x1	39.00	.381 x .286	C	6HX	0	0	T400-NM101AB-M10X100	☆	☆	★	☆	9.7	10.00	100.0	13.0	6	DIN/ANSI
	1.535											*.381*	*.394*	*3.937*	*.512*		
MF 12x1	40.00	.367 x .275	C	6HX	0	0	T400-NM101AB-M12X100	☆	☆	★	☆	9.3	12.00	100.0	13.0	8	DIN/ANSI
	1.575											*.367*	*.472*	*3.937*	*.512*		
MF 12x1.25	40.00	.367 x .275	C	6HX	0	0	T400-NM101AB-M12X125	☆	☆	★	☆	9.3	12.00	100.0	13.0	8	DIN/ANSI
	1.575											*.367*	*.472*	*3.937*	*.512*		
MF 12x1.5	40.00	.367 x .275	C	6HX	0	0	T400-NM101AB-M12X150	☆	☆	★	☆	9.3	12.00	100.0	15.0	8	DIN/ANSI
	1.575											*.367*	*.472*	*3.937*	*.591*		
MF 14x1.5	40.00	.429 x .322	C	6HX	0	0	T400-NM101AB-M14X150	☆	☆	★	☆	10.9	14.00	110.0	15.0	8	DIN/ANSI
	1.575											*.429*	*.551*	*4.331*	*.591*		
MF 16x1.5	40.00	.480 x .360	C	6HX	0	0	T400-NM101AB-M16X150	☆	☆	★	☆	12.2	16.00	110.0	15.0	8	DIN/ANSI
	1.575											*.480*	*.630*	*4.331*	*.591*		

ENG

CoroTap™ 400 forming tap

Thread form: Metric

JIS

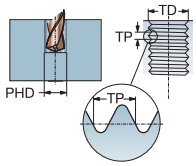

THCHT	C
ULDR	3.0
SUBSTRATE	HSS-E-PM
COATING	PVD AlCrN

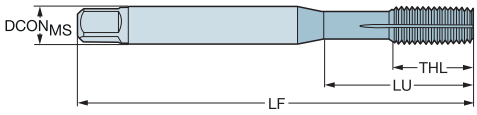

TDZ	LU	CZC_{MS}	THCHT	TCTR	CNSC	CXSC	Ordering code	P N1PC	M N1PC	N N1PC	S N1PC	Dimensions, mm, inch $DCON_{MS}$	TD	LF	THL	NOF	BSG
M 3	18.00	4.00 x 3.20	C	6HX	0	0	T400-NM100JA-M3	☆	☆	★	☆	4.0	3.00	46.0	5.0	4	JIS
	.709											.157	.118	1.811	.197		
M 4	21.00	5.00 x 4.00	C	6HX	0	0	T400-NM100JA-M4	☆	☆	★	☆	5.0	4.00	52.0	7.0	5	JIS
	.827											.197	.157	2.047	.276		
M 5	25.00	5.50 x 4.50	C	6HX	0	0	T400-NM100JA-M5	☆	☆	★	☆	5.5	5.00	60.0	8.0	5	JIS
	.984											.217	.197	2.362	.315		
M 6	30.00	6.00 x 4.50	C	6HX	0	0	T400-NM100JA-M6	☆	☆	★	☆	6.0	6.00	62.0	10.0	5	JIS
	1.181											.236	.236	2.441	.394		
M 8	32.00	6.20 x 5.00	C	6HX	0	0	T400-NM100JA-M8	☆	☆	★	☆	6.2	8.00	65.0	13.0	5	JIS
	1.260											.244	.315	2.559	.512		
M 10	35.00	7.00 x 5.50	C	6HX	0	0	T400-NM100JA-M10	☆	☆	★	☆	7.0	10.00	75.0	15.0	6	JIS
	1.378											.276	.394	2.953	.591		

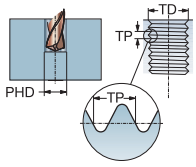

THCHT	C
ULDR	3.0
SUBSTRATE	HSS-E-PM
COATING	PVD AlCrN

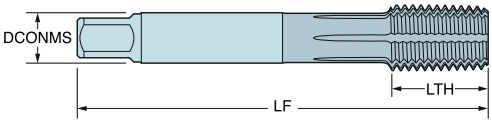

TDZ	LU	CZC_{MS}	THCHT	TCTR	CNSC	CXSC	Ordering code	P N1PC	M N1PC	N N1PC	S N1PC	Dimensions, mm, inch $DCON_{MS}$	TD	LF	THL	NOF	BSG
M 12	40.00	8.50 x 6.50	C	6HX	0	0	T400-NM101JA-M12	☆	☆	★	☆	8.5	12.00	82.0	18.0	8	JIS
	1.575											.335	.472	3.228	.709		
M 14	40.00	10.50 x 8.00	C	6HX	0	0	T400-NM101JA-M14	☆	☆	★	☆	10.5	14.00	88.0	20.0	8	JIS
	1.575											.413	.551	3.465	.787		
M 16	40.00	12.50 x 10.00	C	6HX	0	0	T400-NM101JA-M16	☆	☆	★	☆	12.5	16.00	95.0	20.0	8	JIS
	1.575											.492	.630	3.740	.787		

ENG

CoroTap™ 400 forming tap

Thread form: Metric fine

JIS

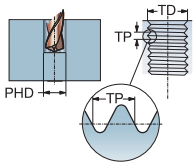

THCHT	C
ULDR	3.0
SUBSTRATE	HSS-E-PM
COATING	PVD AlCrN

TDZ	LU	CZC$_{MS}$	THCHT	TCTR	CNSC	CXSC	Ordering code	P N1PC	M N1PC	N N1PC	S N1PC	DCON$_{MS}$	TD	LF	THL	NOF	BSG
MF 4x0.5	21.00	5.00 x 4.00	C	6HX	0	0	T400-NM100JB-M4X050	☆	☆	★	☆	5.0	4.00	52.0	7.0	5	JIS
	.827											*.197*	*.157*	*2.047*	*.276*		
MF 5x0.5	25.00	5.50 x 4.50	C	6HX	0	0	T400-NM100JB-M5X050	☆	☆	★	☆	5.5	5.00	60.0	8.0	5	JIS
	.984											*.217*	*.197*	*2.362*	*.315*		
MF 6x0.75	30.00	6.00 x 4.50	C	6HX	0	0	T400-NM100JB-M6X075	☆	☆	★	☆	6.0	6.00	62.0	10.0	5	JIS
	1.181											*.236*	*.236*	*2.441*	*.394*		
MF 8x1	30.00	6.20 x 5.00	C	6HX	0	0	T400-NM100JB-M8X100	☆	☆	★	☆	6.2	8.00	70.0	13.0	5	JIS
	1.181											*.244*	*.315*	*2.756*	*.512*		

Dimensions, mm, inch

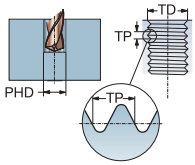

THCHT	C
ULDR	3.0
SUBSTRATE	HSS-E-PM
COATING	PVD AlCrN

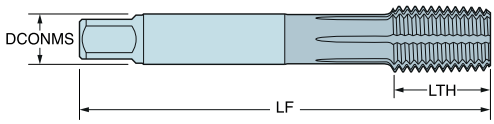

TDZ	LU	CZC$_{MS}$	THCHT	TCTR	CNSC	CXSC	Ordering code	P N1PC	M N1PC	N N1PC	S N1PC	DCON$_{MS}$	TD	LF	THL	NOF	BSG
MF 10x1	30.00	7.00 x 5.50	C	6HX	0	0	T400-NM101JB-M10X100	☆	☆	★	☆	7.0	10.00	70.0	13.0	6	JIS
	1.181											*.276*	*.394*	*2.756*	*.512*		
MF 12x1	30.00	8.50 x 6.50	C	6HX	0	0	T400-NM101JB-M12X100	☆	☆	★	☆	8.5	12.00	70.0	13.0	8	JIS
	1.181											*.335*	*.472*	*2.756*	*.512*		
MF 12x1.25	35.00	8.50 x 6.50	C	6HX	0	0	T400-NM101JB-M12X125	☆	☆	★	☆	8.5	12.00	80.0	13.0	8	JIS
	1.378											*.335*	*.472*	*3.150*	*.512*		
MF 12x1.5	40.00	8.50 x 6.50	C	6HX	0	0	T400-NM101JB-M12X150	☆	☆	★	☆	8.5	12.00	82.0	15.0	8	JIS
	1.575											*.335*	*.472*	*3.228*	*.591*		
MF 14x1.5	40.00	10.50 x 8.00	C	6HX	0	0	T400-NM101JB-M14X150	☆	☆	★	☆	10.5	14.00	88.0	15.0	8	JIS
	1.575											*.413*	*.551*	*3.465*	*.591*		
MF 16x1.5	40.00	12.50 x 10.00	C	6HX	0	0	T400-NM101JB-M16X150	☆	☆	★	☆	12.5	16.00	95.0	15.0	8	JIS
	1.575											*.492*	*.630*	*3.740*	*.591*		

Dimensions, mm, inch

ENG

CoroTap™ 400 forming tap

Thread form: Metric

DIN 2174

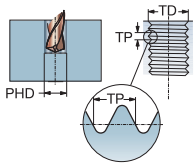

THCHT	C
ULDR	3.0
CXSC	3
SUBSTRATE	HC
COATING	PVD AlCrN

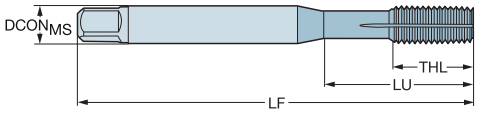

TDZ	LU	CZC_{MS}	THCHT	TCTR	Ordering code	P N1BC	M N1BC	N N1BC	S N1BC	Dimensions, mm, inch $DCON_{MS}$	TD	LF	THL	NOF	PHD	BSG
M 3	18.00	3.50 x 2.70	C	6HX	T400-NM100DA-M3	☆	☆	★	☆	3.5	3.00	56.0	6.0	4	2.8	DIN 2174 (371)
	.709									*.138*	*.118*	*2.205*	*.236*		*.110*	
M 4	21.00	4.50 x 3.40	C	6HX	T400-NM100DA-M4	☆	☆	★	☆	4.5	4.00	63.0	7.5	5	3.7	DIN 2174 (371)
	.827									*.177*	*.157*	*2.480*	*.295*		*.146*	

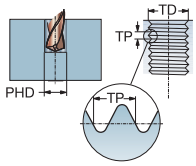

THCHT	C
ULDR	3.0
CXSC	3
SUBSTRATE	HC
COATING	PVD AlCrN

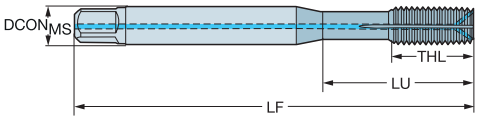

TDZ	LU	CZC_{MS}	THCHT	TCTR	CNSC	CXSC	Ordering code	P N1BC	M N1BC	N N1BC	S N1BC	Dimensions, mm, inch $DCON_{MS}$	TD	LF	THL	NOF	BSG
M 5	25.00	6.00 x 4.90	C	6HX	1	3	T400-NM108DA-M5	☆	☆	★	☆	6.0	5.00	70.0	8.0	5	DIN 2174 (371)
	.984											*.236*	*.197*	*2.756*	*.315*		
M 6	29.00	6.00 x 4.90	C	6HX	1	3	T400-NM108DA-M6	☆	☆	★	☆	6.0	6.00	80.0	10.0	5	DIN 2174 (371)
	1.142											*.236*	*.236*	*3.150*	*.394*		
M 8	35.00	8.00 x 6.20	C	6HX	1	3	T400-NM108DA-M8	☆	☆	★	☆	8.0	8.00	90.0	13.0	5	DIN 2174 (371)
	1.378											*.315*	*.315*	*3.543*	*.512*		
M 10	39.00	10.00 x 8.00	C	6HX	1	3	T400-NM108DA-M10	☆	☆	★	☆	10.0	10.00	100.0	16.0	5	DIN 2174 (371)
	1.535											*.394*	*.394*	*3.937*	*.630*		

ENG

CoroTap™ 400 forming tap

Thread form: Metric

DIN 2174

THCHT	E
ULDR	3.0
CXSC	3
SUBSTRATE	HC
COATING	PVD AlCrN

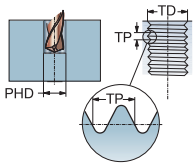

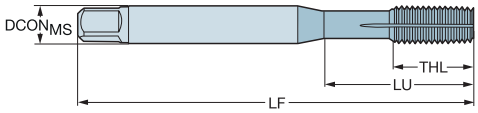

TDZ	LU	CZC MS	THCHT	TCTR	Ordering code	P N1BC	M N1BC	N N1BC	S N1BC	DCON MS	TD	LF	THL	NOF	PHD	BSG
M 3	18.00	3.50 x 2.70	E	6HX	T400-NM102DA-M3	☆	☆	★	☆	3.5	3.00	56.0	6.0	4	2.8	DIN 2174 (371)
	.709									.138	.118	2.205	.236		.110	
M 4	21.00	4.50 x 3.40	E	6HX	T400-NM102DA-M4	☆	☆	★	☆	4.5	4.00	63.0	7.5	5	3.7	DIN 2174 (371)
	.827									.177	.157	2.480	.295		.146	

Dimensions, mm, inch

THCHT	E
ULDR	3.0
CXSC	3
SUBSTRATE	HC
COATING	PVD AlCrN

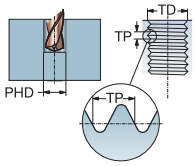

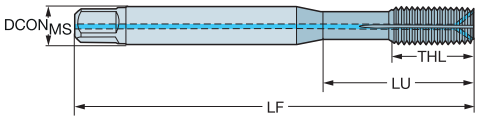

TDZ	LU	CZC MS	THCHT	TCTR	Ordering code	P N1BC	M N1BC	N N1BC	S N1BC	DCON MS	TD	LF	THL	NOF	PHD	BSG
M 5	25.00	6.00 x 4.90	E	6HX	T400-NM110DA-M5	☆	☆	★	☆	6.0	5.00	70.0	8.0	5	4.7	DIN 2174 (371)
	.984									.236	.197	2.756	.315		.183	
M 6	29.00	6.00 x 4.90	E	6HX	T400-NM110DA-M6	☆	☆	★	☆	6.0	6.00	80.0	10.0	5	5.6	DIN 2174 (371)
	1.142									.236	.236	3.150	.394		.220	
M 8	35.00	8.00 x 6.20	E	6HX	T400-NM110DA-M8	☆	☆	★	☆	8.0	8.00	90.0	13.0	5	7.5	DIN 2174 (371)
	1.378									.315	.315	3.543	.512		.293	
M 10	39.00	10.00 x 8.00	E	6HX	T400-NM110DA-M10	☆	☆	★	☆	10.0	10.00	100.0	16.0	5	9.4	DIN 2174 (371)
	1.535									.394	.394	3.937	.630		.368	

Dimensions, mm, inch

ENG

CoroTap™ 400 forming tap

Thread form: Metric fine

DIN 2174

THCHT	E
ULDR	3.0
CXSC	3
SUBSTRATE	HC
COATING	PVD AlCrN

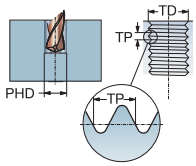

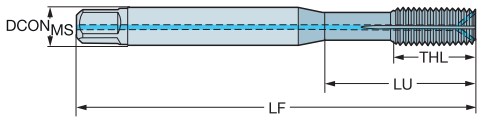

TDZ	LU	CZC_{MS}	THCHT	TCTR	Ordering code	P N1BC	M N1BC	N N1BC	S N1BC	Dimensions, mm, inch $DCON_{MS}$	TD	LF	THL	NOF	PHD	BSG
MF 8x1	35.00	8.00 x 6.20	E	6HX	T400-NM110DB-M8X100	☆	☆	★	☆	8.0	8.00	90.0	14.0	5	7.6	DIN 2174 (371)
	1.378									*.315*	*.315*	*3.543*	*.551*		*.297*	
MF 10x1	35.00	10.00 x 8.00	E	6HX	T400-NM110DB-M10X100	☆	☆	★	☆	10.0	10.00	90.0	14.0	6	9.6	DIN 2174 (371)
	1.378									*.394*	*.394*	*3.543*	*.551*		*.376*	
MF 12x1	39.00	9.00 x 7.00	E	6HX	T400-NM110DB-M10X125	☆	☆	★	☆	9.0	12.00	100.0	15.0	6	11.6	DIN 2174 (371)
	1.535									*.354*	*.472*	*3.937*	*.591*		*.455*	
MF 12x1.25	40.00	9.00 x 7.00	E	6HX	T400-NM110DB-M12X125	☆	☆	★	☆	9.0	12.00	100.0	15.0	6	11.5	DIN 2174 (374)
	1.575									*.354*	*.472*	*3.937*	*.591*		*.451*	
MF 12x1.5	40.00	9.00 x 7.00	E	6HX	T400-NM110DB-M12X150	☆	☆	★	☆	9.0	12.00	100.0	15.0	6	11.3	DIN 2174 (374)
	1.575									*.354*	*.472*	*3.937*	*.591*		*.445*	
MF 14x1.5	40.00	11.00 x 9.00	E	6HX	T400-NM110DB-M14X150	☆	☆	★	☆	11.0	14.00	100.0	16.0	6	13.3	DIN 2174 (374)
	1.575									*.433*	*.551*	*3.937*	*.630*		*.524*	
MF 16x1.5	40.00	12.00 x 9.00	E	6HX	T400-NM110DB-M16X150	☆	☆	★	☆	12.0	16.00	100.0	16.0	6	15.3	DIN 2174 (374)
	1.575									*.472*	*.630*	*3.937*	*.630*		*.602*	

ENG

ROTATING TOOL ADAPTORS

Machine side interface HSK

HSK to Coromant Capto® adaptor 64-65
HSK to Coromant Capto® adaptor with Quick change 66

For complete assortment, see www.sandvik.coromant.com

ENG

HSK to Coromant Capto® adaptor

Machine side interface HSK A/C

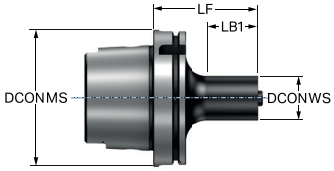

					Dimensions, mm								
CZC_{MS}	CZC_{WS}	CNSC	CXSC	**Ordering code**	$DCON_{MS}$	$DCON_{WS}$	LF	LB_1	LB_2	$BHTA_2$	BAR	NM	KG
100	C3	1	1	**HA10-C3-032-080**	100.0	32.0	80.0	43.0	51.0	45°	100	45.00	2.30

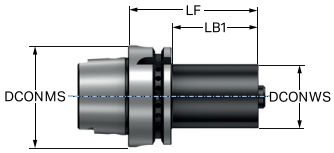

					Dimensions, mm						
CZC_{MS}	CZC_{WS}	CNSC	CXSC	**Ordering code**	$DCON_{MS}$	$DCON_{WS}$	LF	LB_1	BAR	NM	KG
63	C3	1	1	**HA06-C3-032-075**	63.0	32.0	75.0	49.0	100	45.00	0.92
	C4	1	1	**HA06-C4-040-080**	63.0	40.0	80.0	54.0	100	55.00	1.09
	C5	1	1	**HA06-C5-050-090**	63.0	50.0	90.0	64.0	100	95.00	1.43
100	C4	1	1	**HA10-C4-040-090**	100.0	40.0	90.0	61.0	100	55.00	2.51
	C5	1	1	**HA10-C5-050-100**	100.0	50.0	100.0	71.0	100	95.00	2.89
	C6	1	1	**HA10-C6-063-110**	100.0	63.0	110.0	81.0	100	170.00	3.59
	C8	1	1	**HA10-C8-080-120**	100.0	80.0	120.0	91.0	100	170.00	4.77

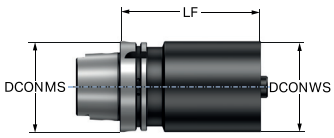

					Dimensions, mm					
CZC_{MS}	CZC_{WS}	CNSC	CXSC	**Ordering code**	$DCON_{MS}$	$DCON_{WS}$	LF	BAR	NM	KG
100	C10	1	1	**HA10-C10-100-155**	100.0	100.0	155.0	100	380.00	7.60

A special coolant tube is delivered together with the HSK basic holders.
For spare parts, visit www.sandvik.coromant.com

ENG

HSK to Coromant Capto® adaptor

Heavy Duty design

Machine side interface HSK A/C

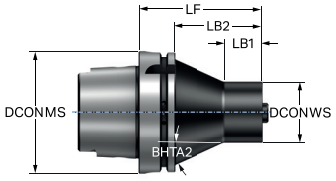

					Dimensions, mm								
CZC_{MS}	CZC_{WS}	CNSC	CXSC	**Ordering code**	$DCON_{MS}$	$DCON_{WS}$	LF	LB_1	LB_2	$BHTA_2$	BAR	NM	KG
100	C3	1	1	HA10-C3HD-032-080	100.0	32.0	80.0	20.0	51.0	41°	100	45.00	2.78
	C4	1	1	HA10-C4HD-040-090	100.0	40.0	90.0	20.0	61.0	29°	100	55.00	3.16
	C5	1	1	HA10-C5HD-050-100	100.0	50.0	100.0	30.0	71.0	23°	100	95.00	3.43
	C6	1	1	HA10-C6HD-063-110	100.0	63.0	110.0	30.0	81.0	12°	100	170.00	4.08

Machine side interface HSK A/C/T

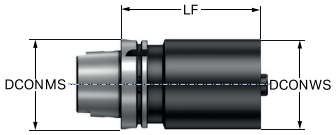

					Dimensions, mm								
CZC_{MS}	CZC_{WS}	CNSC	CXSC	**Ordering code**	$DCON_{MS}$	$DCON_{WS}$	LF	LB_1	LB_2	BD_2	BAR	NM	KG
63	C5	1	1	HT06-C5-050-090	63.0	50.0	90.0	64.0	90.0	63.0	100	95.00	1.43
	C6	1	1	HT06-C6-063-110	63.0	63.0	110.0	110.0			100	170.00	2.15
100	C6	1	1	HT10-C6-063-110	100.0	63.0	110.0	81.0	110.0	100.0	100	170.00	3.59
	C8	1	1	HT10-C8-080-120	100.0	80.0	120.0	91.0	120.0	100.0	100	170.00	4.77

A special coolant tube is delivered together with the HSK basic holders.
For spare parts, visit www.sandvik.coromant.com

ENG

HSK to Coromant Capto® adaptor with Quick change

Machine side interface HSK A/C

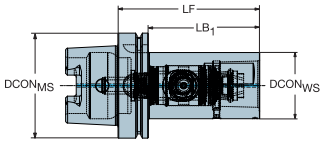

					Dimensions, mm							
CZC_{MS}	CZC_{WS}	CNSC	CXSC	**Ordering code**	$DCON_{MS}$	$DCON_{WS}$	LF	LB_1	BAR	NM	KG	RPMX
63	C5	1	1	**HA06-QC-C5-115A**	63.0	50.0	115.0	88.0	100	70.00	1.70	20500
100	C6	1	1	**HA10-QC-C6-135A**	100.0	63.0	135.0	105.0	100	90.00	4.02	12500
	C8	1	1	**HA10-QC-C8-165A**	100.0	80.0	165.0	135.0	100	130.00	6.18	12500

A special coolant tube is delivered together with the HSK basic holders.
For spare parts, visit www.sandvik.coromant.com

ENG

General information

ISO 13399

Coolant supply information

Safety information

Coromant Recycling Concept (CRC)

ISO 13399 is an international standard that strives to simplify the exchange of data for cutting tools. You will notice a slight difference through the new parameters and descriptions of each tool.

For the first time ever, there is a standardized way of describing product data regarding cutting tools. When all tools in the industry share the same parameters and definitions, communicating tool information becomes very straightforward.

What does this mean to you?

Basically, it means that your systems can talk to ours, as they all speak the same language. Download product data from our web site and use it directly in your CAD/CAM software to assemble tools that you use in production. No need to look for information in catalogues and interpret data from one system to another. Imagine how much time this will save you!

Short name	Preferred Name
ADJLN	Minimum adjustment limit
ADJLX	Maximum adjustment limit
ADJRG	Adjustment range
ALP	Clearance angle axial
AN	Clearance angle major
ANN	Clearance angle minor
APMX	Depth of cut maximum
APMX_EFW	Depth of cut maximum - end feed
APMX_FFW	Depth of cut maximum - side feed
AZ	Maximum plunge depth
B	Shank width
BAWS	Body angle workpiece side
BAMS	Body angle machine side
BBD	Balanced by design
BBR	Balanced by rotational test
BCH	Corner chamfer length
BD	Body diameter
BHTA	Body half taper angle
BN	Face land width
BS	Wiper edge length
BSG	Basic standard group
BSR	Wiper edge radius
CBMD	Chip breaker manufacturer
CDX	Cutting depth maximum
CEMR	Cutting edge major radius
CF	Spot chamfer
CHBA	Chamfer body angle
CHBL	Chamfer body length
CHW	Corner chamfer width
CICT	Cutting item count
$CICT_{BALL}$	Cutting item count - Ball nose insert
$CICT_{E}$	Cutting item count - end position
$CICT_{P}$	Cutting item count - peripheral position
$CICT_{S}$	Cutting item count - side position
$CICT_{SP}$	Cutting item count - Shank protection insert
$CICT_{T}$	Cutting item count - total
CND	Coolant entry diameter
CNSC	Coolant entry style code
CNT	Coolant entry thread size
COATING	Coating
CP	Max coolant pressure
CRKS	Connection retention knob thread size
CRNT	Coolant radial entry thread size
CTPT	Operation type
CUTDIA	Work piece parting diameter maximum
CW	Cutting width
CWN	Minimum cutting width
CWTOLL	Cutting width lower tolerance
CWTOLU	Cutting width upper tolerance
CWX	Cutting width maximum
CXSC	Coolant exit style code
CZC	Connection size code
CZC_{MS}	Connection size code machine side
CZC_{WS}	Connection size code workpiece side
D1	Fixing hole diameter
DAH	Diameter access hole
DAXIN	Axial groove inside diameter minimum
DAXN	Minimum axial groove outside diameter

ENG

DAXX	Axial groove outside diameter maximum
DBC	Diameter bolt circle
DC	Cutting diameter
DCB	Connection bore diameter
DCBN	Connection bore diameter minimum
DCBX	Connection bore diameter maximum
DCF	Cutting diameter face contact
DCIN	Cutting diameter internal
DCN	Cutting diameter minimum
DCON	Connection diameter
$DCON_{MS}$	Connection diameter machine side
$DCON_{WS}$	Connection diameter workpiece side
$DCONN_{WS}$	Connection diameter minimum workpiece side
$DCONX_{WS}$	Connection diameter maximum workpiece side
DCPS	Data chip provision size
$DCSF_{MS}$	Contact surface diameter machine side
$DCSF_{WS}$	Contact surface diameter workpiece side
DCX	Cutting diameter maximum
DHUB	Hub diameter
DIX	Tool changer interference diameter maximum
DMIN	Minimum bore diameter
DMM	Shank diameter
DN	Neck diameter
DRVCT	Drive count
DSGN	Design
EPSR	Insert included angle
FHA	Flute helix angle
FLGT	Flange thickness
FTDZ	For thread diameter size
GB	Face land angle
H	Shank height
HA	Thread height theoretical
HB	Thread height difference
HBH	Head bottom offset height
HC	Thread height actual
HF	Functional height
HRY	Lowest point from reference plain
HSUP	Support height
HTB	Body height
HTH	Height
IC	Inscribed circle diameter
INSL	Insert length
INSUC	Insert usage code
IZC	Insert size code
KAPR	Tool cutting edge angle
KAPR_EFW	Tool cutting edge angle - end feed
KCH	Corner chamfer
KRINS	Major cutting edge angle
KWW	Keyway width
L	Cutting edge length
LAMS	Inclination angle
LB	Body length
LCF	Length chip flute
LCOX	Cut off length maximum
LE	Cutting edge effective length
LF	Functional length
LFN	Minimum functional length
LH	Head length
LPR	Protruding length
LS	Shank length
LSC	Clamping length
LSCN	Clamping length minimum
LSCS	Distance to clamping start
LSCX	Clamping length maximum
LSD	Dead shank length
LU	Usable length (max. recommended)
LU_BFW	Usable length - back facing
LUX	Usable length maximum
MHD	Mounting hole distance
MIID	Master insert identification
$MIID_E$	Master insert identification - end position
$MIID_S$	Master insert identification - side position
$MIID_C$	Master insert identification - central position
$MIID_P$	Master insert identification - peripheral position
$MIID_I$	Master insert identification - intermediate position
MMCC	Code for preset torque
MMCX	Max. cutting torque
NOF	Flute count
NT	Tooth count
OAH	Overall height
OAL	Overall length
OAW	Overall width
OH	Overhang recommended
OHN	Overhang minimum

OHX	Overhang maximum
ORDCODE	Ordercode
PCL	Peripheral cylindrical length
PDX	Profile distance ex
PDY	Profile distance ey
PHD	Premachined hole diameter
PHDX	Maximum premachined hole diameter
PL	Point length
PNA	Profile included angle
PRFRAD	Profile radius
PRSPC	Profile specification
PSIR	Tool lead angle
PSIRL	Cutting edge angle major left hand
PSIRR	Cutting edge angle major right hand
PSW	Premachined slot width
RADH	Radial body height
RADW	Radial body width
RAR	Right hand relief angle
RE	Corner radius
REEQ	Corner radius equivalent
REL	Corner radius left
RER	Corner radius right
RETOLL	Corner radius lower tolerance
RETOLU	Corner radius upper tolerance
RGL	Regrind length
RMPX	Maximum ramping angle
RPMX	Rotational speed maximum
S	Insert thickness
SDL	Step diameter length
SIG	Point angle
SPTL	Splitline
SSC	Insert seat size code
SSC_E	Insert seat size code - end position
SSC_P	Insert seat size code - peripheral position
SSC_S	Insert seat size code - side position
STA	Step included angle
STDNO	Standard number
SUBSTRATE	Substrate
TCDC	Tolerance class cutting diameter
TCDCON	Connection diameter tolerance
TCDMM	Shank diameter tolerance
TCHA	Achievable hole tolerance
TCHAL	Achievable hole tolerance lower
TCHAU	Achievable hole tolerance upper
TCT	Tolerance class tool
TCTR	Thread tolerance class
TD	Thread diameter
TDZ	Thread diameter size
TFLA	Tap floating length ahead
TFLB	Tap floating length behind
TG	Taper gradient
THBTP	Thread back taper property
THCA	Thread helix correction angle
THCHT	Threading chamfer type
THFT	Form type
THFTS	Thread form standard series
THL	Thread length
THUB	Hub thickness
TP	Thread pitch
TPI	Threads per inch
TPIN	Threads per inch minimum
TPIX	Threads per inch maximum
TPN	Thread pitch minimum
TPT	Thread profile type
TPX	Maximum thread pitch
TRMAX	Tap range max
TQ	Torque
TSYC	Tool style code
TTP	Thread type
ULDR	Usable length diameter ratio
VCX	Maximum cutting speed
W1	Insert width
WB	Body width
WF	Functional width
WFCIRP	Width to cutting item reference point
WSC	Clamping width
WT	Weight of item
ZADJ	Insert adjustable count
ZEFF	Face effective cutting edge count
ZEFP	Peripheral effective cutting edge count (ZEFP)
ZWX	Maximum number of Wiper inserts

ENG

CNSC

Coolant entry style code

Code	Description	Image
0	Without coolant	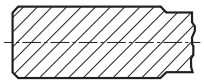
1	Axial concentric entry	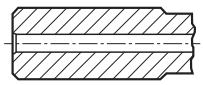
2	Radial entry	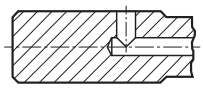
3	Axial concentric and radial entry	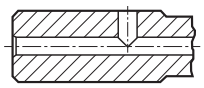
4	Axial concentric entry on circle	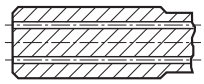
5	Radial entry before adaptor	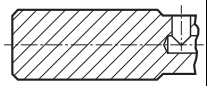
6	Decentral over flange	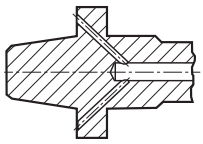
7	Decentral over flange and axial	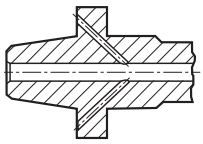
8	Decentral over slots on the shank	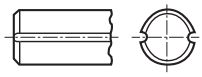

CXSC

Coolant exit style code

Code	Description	Image
0	No coolant exit	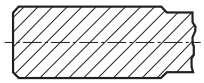
1	Axial concentric exit	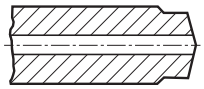
2	Radial exit	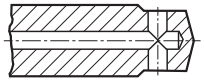
3	Axial inclined exit	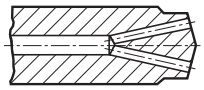
4	Axial concentric on circle	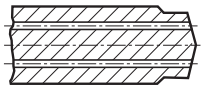
5	Axial inclined exit with nozzle, adjustable	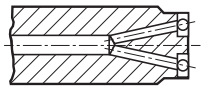
6	Decentral exit with nozzle, adjustable	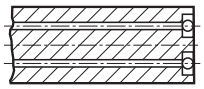
7	Decentral over slots on the shank	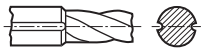
8	Axial or decentral with nozzle, adjustable	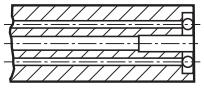

Safety information in connection with grinding of cemented carbide

Material compositon

Most metal products contain tungsten carbide and cobalt. Other substances that may be present in hard metal are titanium carbide, tantalum carbide, niobium carbide, chromium carbide, molybdenum carbide or vanadium carbide. Some grades contain titanium carbonitride and/or nickel.

Routes of exposure

Grinding or heating of hard metal blanks or hard metal products will produce products that give off dangerous dust and fumes. Avoiding ingestion and contact with skin or eyes is very important.

Acute toxicity

Intake of the aforementioned substances is toxic. Inhalation may cause irritation and inflammation of the airways. Significantly higher acute inhalation toxicity has been reported during simultaneous inhalation of cobalt and tungsten carbide compared to inhalation of cobalt alone.
Skin contact can cause irritation and rash. Sensitive individuals may even experience an allergic reaction.

Chronic toxicity

Repeated inhalation of aerosols containing cobalt may cause obstruction of the airways. Prolonged exposure to increased concentrations may cause lung fibrosis or lung cancer. Epidemiological studies indicate that workers previously exposed to high concentrations of tungsten carbide/cobalt carried an increased risk of developing lung cancer.
Cobalt and nickel are potent skin sensitizers. Repeated or prolonged contact can cause irritation and sensitization.

Risk phrases

Toxic: danger of serious damage to health by prolonged exposure through inhalation
Toxic when inhaled
Limited evidence of a carcinogenic effect.
May cause sensitization by inhalation and skin contact

Preventive measures

Avoid formation and inhalation of dust. Use adequate local exhaust ventilation to keep personal exposure well below nationally authorised limits.
If ventilation is not available or adequate, use respirators appropriately approved for the purpose.
Use safety goggles or glasses with side shields when necessary.
Avoid repeated skin contact. Wear suitable gloves. Wash skin thoroughly after handling.
Use suitable protective clothing. Launder clothing if needed.
Do not eat, drink or smoke in the working area. Wash skin thoroughly before eating, drinking or smoking.

ENG

For the sake of the environment

Get into the Sandvik Coromant Recycling Concept (CRC) now!

The Sandvik Coromant Recycling Concept (CRC) is a comprehensive service for used carbide inserts and solid carbide tools offered by Sandvik Coromant to all its customers.
In the light of increasing consumption of non-renewable raw materials, the economic management of dwindling resources is a duty owed by all manufacturers.
Sandvik Coromant is playing its part by offering to collect used carbide inserts and solid carbide tools and recycle them in the most environmently friendly way.
All used carbide inserts are collected in the collection box at the workplace.
When the collection box is sufficiently full, its contents are transferred to the transport box.
The full transport box is then sent to the nearest Sandvik Coromant office or to your Sandvik Coromant dealer who can also give you more information.

The benefits of the CRC speak for themselves

- A worldwide ISO and OHAS certified recycling system.
- Open to all Sandvik Coromant customers.
- Simple procedure with collection and transport boxes.
- Less waste, easing the burden on the environment.
- Better utilisation of resources.
- Other manufacturers' carbide inserts are also accepted.

Order collection boxes for each lathe, milling machine, drill or for your machining centre. We recommend one collection box for inserts and one separate box for solid carbide tools for each cutting workplace.
For detailed instructions on how to sell your used cemented carbide, please visit www.sandvik.coromant.com and select your market.

	Order numbers
Collection box:	91617
Transport box for solid carbide tools (plywood):	92994
Transport box inserts (plywood):	92995